



Michael S. Purzycki
Mayor

Wilmington Police Department



Wilfredo Campos
Chief

Volume 8 Number 46

Citywide

CompStat

Report Covering the Week
11/11/24 Through 11/17/24

CRIME COMPLAINTS

	LAST 7 DAYS			LAST 28 DAYS			YEAR TO DATE			2 YR	3 YR	4 YR	5 YR	6 YR
	2024	2023	%CHG	2024	2023	%CHG	2024	2023	%CHG	%CHG	%CHG	%CHG	%CHG	%CHG
Murder	0	0	*	3	0	*	22	13	69%	38%	-35%	-24%	16%	-4%
Rape	0	0	*	0	0	*	1	4	-75%	-86%	-80%	-89%	-92%	-92%
Robbery	6	11	-45%	20	30	-33%	155	214	-28%	-18%	-17%	-33%	-42%	-47%
Agg. Assault	5	6	-17%	30	35	-14%	302	376	-20%	-15%	-30%	-24%	-19%	-25%
Burglary	2	12	-83%	37	35	6%	297	327	-9%	-20%	-27%	-37%	-36%	-36%
Felony Theft	9	8	13%	30	25	20%	245	292	-16%	-18%	-19%	9%	-5%	-6%
Auto Theft	8	14	-43%	29	68	-57%	407	550	-26%	20%	14%	17%	13%	21%
TOTAL	30	51	-41%	149	193	-23%	1429	1776	-20%	-9%	-17%	-17%	-19%	-20%
Shooting Incidents	0	2	-100%	7	4	75%	75	85	-12%	-3%	-29%	-40%	3%	14%
Shooting Victims	0	2	-100%	14	4	250%	94	101	-7%	-6%	-31%	-40%	2%	32%
*Juv Shooting Incidents	0	0	*	1	0	*	13	14	-7%	-28%	-13%	-55%	-24%	117%
*Juv Shooting Victims	0	0	*	1	0	*	14	15	-7%	-39%	-22%	-59%	-26%	133%
Theft (Misdemeanor)	18	30	-40%	92	116	-21%	907	1023	-11%	-10%	-16%	-21%	-42%	-35%

The above CompStat figures are posted on Monday, two weeks after closing date.

CompStat figures are preliminary and are subject to change through the course of further analysis and review. Crime statistics reflect Delaware Criminal Codes and differ from the crime categories of the FBI Uniform Crime Reporting Program.

* All figures shown in **Juvenile Shooting Incidents** and **Juvenile Shooting Victims** are included in the **Shooting Incidents** and **Shooting Victims**.

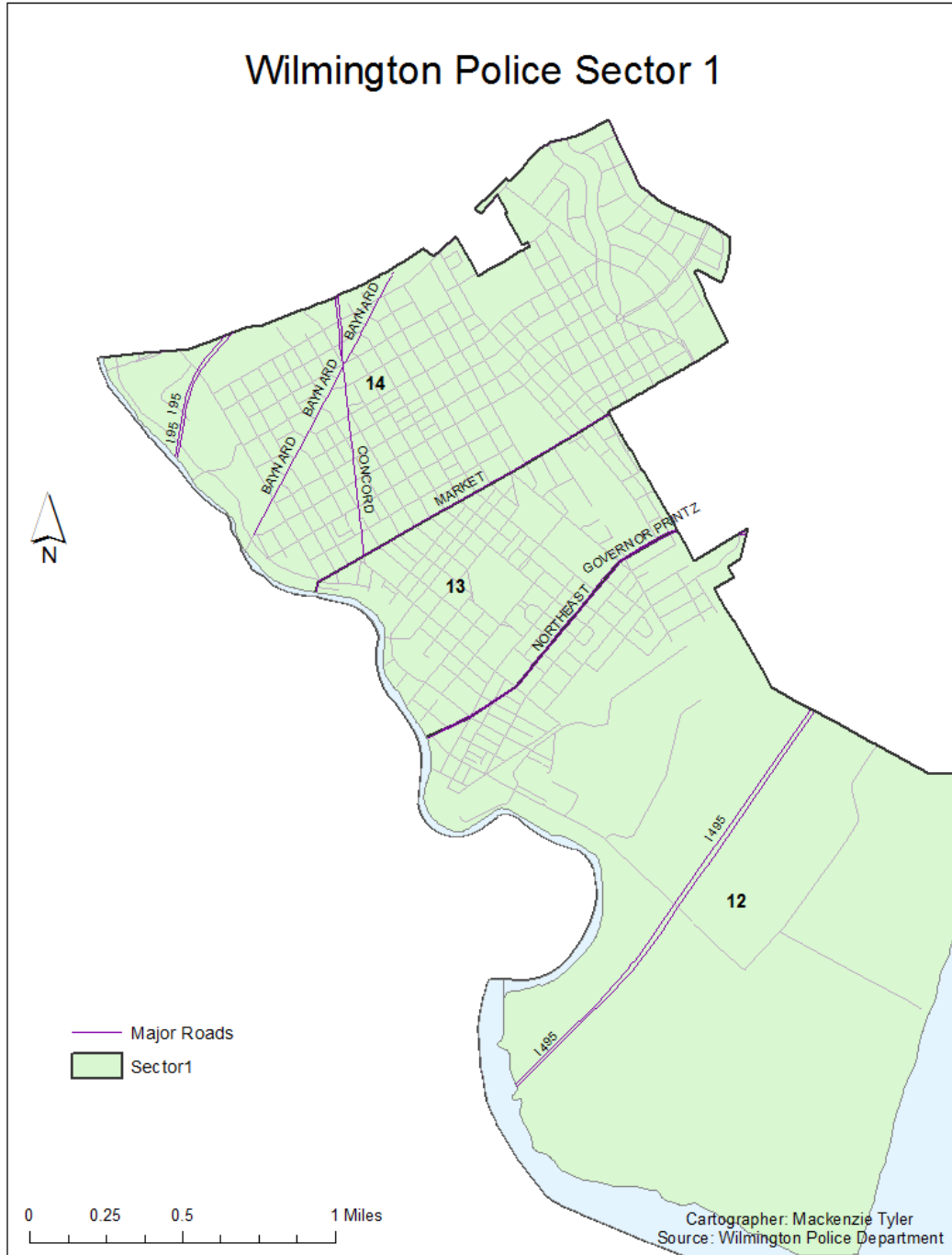


Michael S. Purzycki
Mayor

Wilmington Police Department



Wilfredo Campos
Chief



The above CompStat figures are posted on Monday, two weeks after closing date.

CompStat figures are preliminary and are subject to change through the course of further analysis and review. Crime statistics reflect Delaware Criminal Codes and differ from the crime categories of the FBI Uniform Crime Reporting Program.



Michael S. Purzycki
Mayor

Wilmington Police Department



Wilfredo Campos
Chief

Volume 8 Number 46

Sector 1

CompStat

Report Covering the Week
11/11/24 Through 11/17/24

CRIME COMPLAINTS

	LAST 7 DAYS			LAST 28 DAYS			YEAR TO DATE			2 YR	3 YR	4 YR	5 YR	6 YR
	2024	2023	%CHG	2024	2023	%CHG	2024	2023	%CHG	%CHG	%CHG	%CHG	%CHG	%CHG
Murder	0	0	*	1	0	*	9	7	29%	125%	-47%	13%	29%	-10%
Rape	0	0	*	0	0	*	1	0	*	-50%	350%	-75%	-80%	-67%
Robbery	2	4	-50%	4	4	0%	33	49	-33%	-18%	-38%	-44%	-60%	-64%
Agg. Assault	1	3	-67%	11	11	0%	89	81	10%	-2%	-28%	-36%	-34%	-34%
Burglary	2	0	*	16	3	433%	87	71	23%	-22%	-9%	-33%	-39%	-44%
Felony Theft	3	2	50%	11	8	38%	68	88	-23%	-21%	-18%	5%	-24%	-4%
Auto Theft	4	1	300%	13	24	-46%	149	162	-8%	26%	35%	32%	18%	14%
TOTAL	12	10	20%	56	50	12%	436	458	-5%	-4%	-10%	-16%	-26%	-27%
Shooting Incidents	0	1	-100%	6	1	500%	30	29	3%	-3%	-21%	-39%	0%	-3%
Shooting Victims	0	1	-100%	12	1	1100%	43	34	26%	0%	-7%	-31%	10%	34%
*Juv Shooting Incidents	0	0	*	1	0	*	7	6	17%	0%	40%	0%	-46%	75%
*Juv Shooting Victims	0	0	*	1	0	*	8	6	33%	0%	33%	0%	-47%	100%
Theft (Misdemeanor)	5	5	0%	33	28	18%	220	212	4%	-14%	-8%	-18%	-29%	-43%

The above CompStat figures are posted on Monday, two weeks after closing date.

CompStat figures are preliminary and are subject to change through the course of further analysis and review. Crime statistics reflect Delaware Criminal Codes and differ from the crime categories of the FBI Uniform Crime Reporting Program.

* All figures shown in **Juvenile Shooting Incidents** and **Juvenile Shooting Victims** are included in the **Shooting Incidents** and **Shooting Victims**.

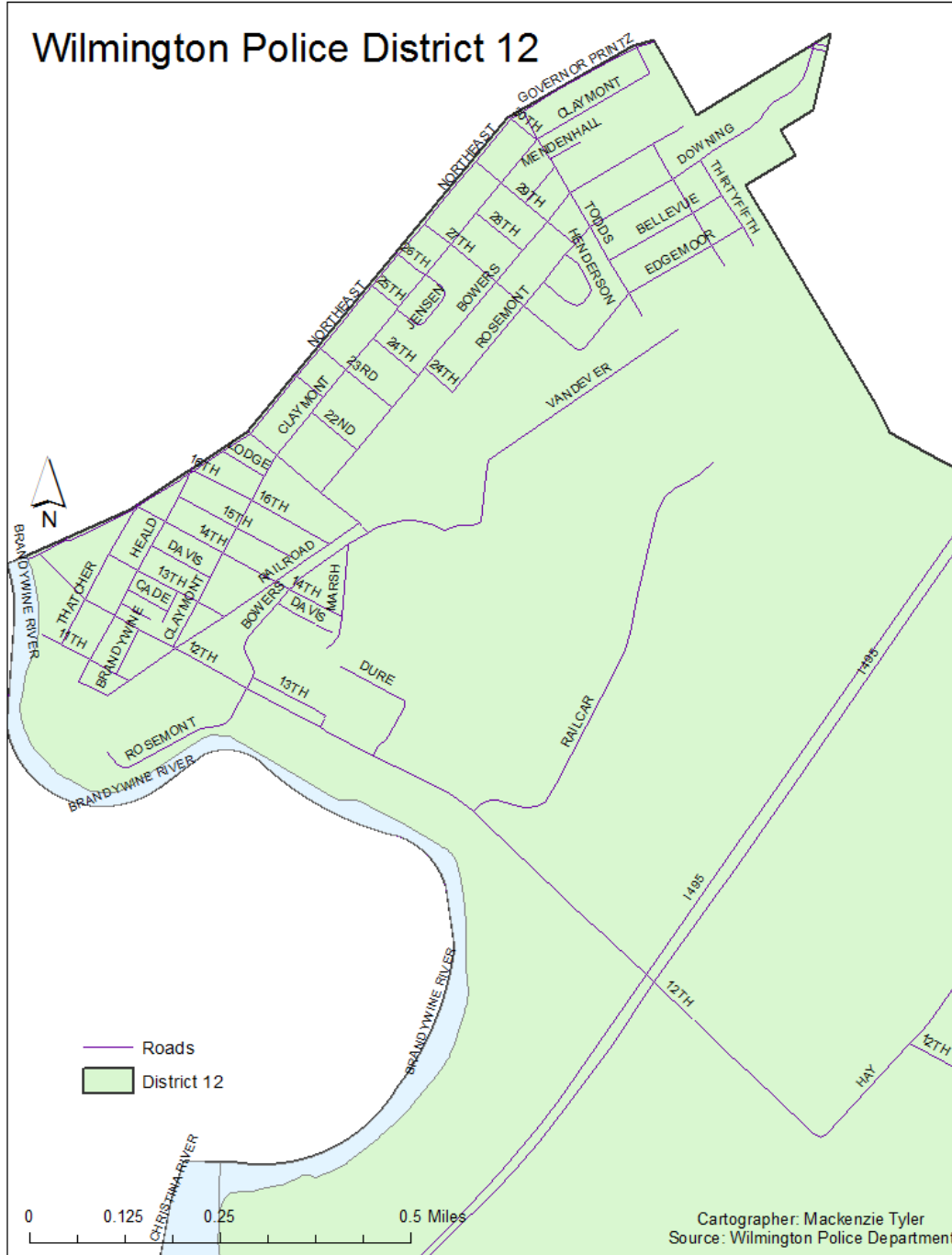


Michael S. Purzycki
Mayor

Wilmington Police Department



Wilfredo Campos
Chief



The above CompStat figures are posted on Monday, two weeks after closing date.

CompStat figures are preliminary and are subject to change through the course of further analysis and review. Crime statistics reflect Delaware Criminal Codes and differ from the crime categories of the FBI Uniform Crime Reporting Program.



Michael S. Purzycki
Mayor

Wilmington Police Department



Wilfredo Campos
Chief

Volume 8 Number 46

District 12

CompStat

Report Covering the Week
11/11/24 Through 11/17/24

CRIME COMPLAINTS

	LAST 7 DAYS			LAST 28 DAYS			YEAR TO DATE			2 YR	3 YR	4 YR	5 YR	6 YR
	2024	2023	%CHG	2024	2023	%CHG	2024	2023	%CHG	%CHG	%CHG	%CHG	%CHG	%CHG
Murder	0	0	*	1	0	*	1	2	-50%	0%	-67%	0%	*	0%
Rape	0	0	*	0	0	*	0	0	*	*	*	*	-100%	-100%
Robbery	2	0	*	3	2	50%	10	9	11%	*	-9%	43%	-44%	-17%
Agg. Assault	0	0	*	1	3	-67%	6	21	-71%	-40%	-65%	-71%	-70%	-71%
Burglary	0	0	*	1	0	*	12	18	-33%	-37%	50%	-29%	-33%	-14%
Felony Theft	0	0	*	0	0	*	7	12	-42%	-53%	-42%	133%	-46%	-36%
Auto Theft	0	0	*	1	1	0%	14	9	56%	0%	-39%	27%	-18%	-30%
TOTAL	2	0	*	7	6	17%	50	71	-30%	-15%	-32%	-17%	-43%	-38%
Shooting Incidents	0	0	*	1	0	*	2	6	-67%	0%	-75%	-67%	0%	-50%
Shooting Victims	0	0	*	4	0	*	6	7	-14%	50%	-25%	-33%	100%	50%
*Juv Shooting Incidents	0	0	*	0	0	*	0	1	-100%	*	*	-100%	-100%	*
*Juv Shooting Victims	0	0	*	0	0	*	0	1	-100%	*	*	-100%	-100%	*
Theft (Misdemeanor)	1	0	*	1	4	-75%	31	42	-26%	-42%	-9%	-21%	-46%	-37%

The above CompStat figures are posted on Monday, two weeks after closing date.

CompStat figures are preliminary and are subject to change through the course of further analysis and review. Crime statistics reflect Delaware Criminal Codes and differ from the crime categories of the FBI Uniform Crime Reporting Program.

* All figures shown in **Juvenile Shooting Incidents** and **Juvenile Shooting Victims** are included in the **Shooting Incidents** and **Shooting Victims**.




Michael S. Purzycki
Mayor

Wilmington Police Department



Wilfredo Campos
Chief

Wilmington Police District 13



The above CompStat figures are posted on Monday, two weeks after closing date.

CompStat figures are preliminary and are subject to change through the course of further analysis and review. Crime statistics reflect Delaware Criminal Codes and differ from the crime categories of the FBI Uniform Crime Reporting Program.



Michael S. Purzycki
Mayor

Wilmington Police Department



Wilfredo Campos
Chief

Volume 8 Number 46

District 13

CompStat

Report Covering the Week
11/11/24 Through 11/17/24

CRIME COMPLAINTS

	LAST 7 DAYS			LAST 28 DAYS			YEAR TO DATE			2 YR	3 YR	4 YR	5 YR	6 YR
	2024	2023	%CHG	2024	2023	%CHG	2024	2023	%CHG	%CHG	%CHG	%CHG	%CHG	%CHG
Murder	0	0	*	0	0	*	6	5	20%	500%	50%	-14%	50%	-25%
Rape	0	0	*	0	0	*	1	0	*	-50%	*	-50%	0%	0%
Robbery	0	2	-100%	1	0	*	9	17	-47%	-36%	-36%	-63%	-70%	-76%
Agg. Assault	1	1	0%	3	5	-40%	34	9	278%	17%	-13%	-33%	-13%	-43%
Burglary	1	0	*	4	1	300%	25	17	47%	-34%	-34%	-49%	-46%	-63%
Felony Theft	2	2	0%	7	5	40%	19	30	-37%	-10%	12%	6%	-17%	36%
Auto Theft	2	0	*	2	8	-75%	38	49	-22%	-7%	-3%	12%	19%	-7%
TOTAL	6	5	20%	17	19	-11%	132	127	4%	-10%	-13%	-29%	-25%	-42%
Shooting Incidents	0	1	-100%	2	1	100%	19	14	36%	12%	73%	-14%	46%	6%
Shooting Victims	0	1	-100%	3	1	200%	24	18	33%	20%	50%	-17%	71%	26%
*Juv Shooting Incidents	0	0	*	1	0	*	5	1	400%	150%	*	*	150%	67%
*Juv Shooting Victims	0	0	*	1	0	8	5	1	400%	67%	*	*	150%	67%
Theft (Misdemeanor)	0	1	-100%	9	6	50%	54	62	-13%	-11%	-33%	-18%	-34%	-58%

The above CompStat figures are posted on Monday, two weeks after closing date.

CompStat figures are preliminary and are subject to change through the course of further analysis and review. Crime statistics reflect Delaware Criminal Codes and differ from the crime categories of the FBI Uniform Crime Reporting Program.

* All figures shown in **Juvenile Shooting Incidents** and **Juvenile Shooting Victims** are included in the **Shooting Incidents** and **Shooting Victims**.




Michael S. Purzycki
 Mavor

Wilmington Police Department



Wilfredo Campos
 Chief



The above CompStat figures are posted on Monday, two weeks after closing date.

CompStat figures are preliminary and are subject to change through the course of further analysis and review. Crime statistics reflect Delaware Criminal Codes and differ from the crime categories of the FBI Uniform Crime Reporting Program.



Michael S. Purzycki
Mayor

Wilmington Police Department



Wilfredo Campos
Chief

Volume 8 Number 46

District 14

CompStat

Report Covering the Week
11/11/24 Through 11/17/24

CRIME COMPLAINTS

	LAST 7 DAYS			LAST 28 DAYS			YEAR TO DATE			2 YR	3 YR	4 YR	5 YR	6 YR
	2024	2023	%CHG	2024	2023	%CHG	2024	2023	%CHG	%CHG	%CHG	%CHG	%CHG	%CHG
Murder	0	0	*	0	0	*	2	0	*	0%	-80%	*	-33%	100%
Rape	0	0	*	0	0	*	0	0	*	*	-100%	-100%	-100%	-100%
Robbery	0	2	-100%	0	2	-67%	14	23	-39%	-46%	-50%	-50%	-60%	-67%
Agg. Assault	0	2	-100%	7	3	133%	49	51	-4%	-6%	-28%	-26%	-35%	-9%
Burglary	1	0	*	11	2	450%	50	36	39%	-9%	0%	-21%	-36%	-33%
Felony Theft	1	0	*	4	3	33%	42	46	-9%	-16%	-22%	-5%	-21%	-9%
Auto Theft	2	1	100%	10	15	-33%	97	104	-7%	54%	102%	43%	26%	39%
TOTAL	4	5	-20%	32	25	28%	254	260	-2%	2%	-2%	-6%	-22%	-12%
Shooting Incidents	0	0	*	3	0	*	9	9	0%	-25%	-53%	-57%	-40%	0%
Shooting Victims	0	0	*	5	0	*	13	9	44%	-32%	-41%	-46%	-41%	44%
*Juv Shooting Incidents	0	0	*	0	0	*	2	4	-50%	-60%	-60%	-67%	-80%	100%
*Juv Shooting Victims	0	0	*	0	0	*	3	4	-25%	-40%	-50%	-50%	-75%	200%
Theft (Misdemeanor)	4	4	0%	23	18	28%	135	108	25%	-6%	7%	-17%	-21%	-35%

The above CompStat figures are posted on Monday, two weeks after closing date.

CompStat figures are preliminary and are subject to change through the course of further analysis and review. Crime statistics reflect Delaware Criminal Codes and differ from the crime categories of the FBI Uniform Crime Reporting Program.

* All figures shown in **Juvenile Shooting Incidents** and **Juvenile Shooting Victims** are included in the **Shooting Incidents** and **Shooting Victims**.



Michael S. Purzycki
Mayor

Wilmington Police Department



Wilfredo Campos
Chief



The above CompStat figures are posted on Monday, two weeks after closing date.

CompStat figures are preliminary and are subject to change through the course of further analysis and review. Crime statistics reflect Delaware Criminal Codes and differ from the crime categories of the FBI Uniform Crime Reporting Program.



Michael S. Purzycki
Mayor

Wilmington Police Department



Wilfredo Campos
Chief

Volume 8 Number 46

Sector 2

CompStat

Report Covering the Week
11/11/24 Through 11/17/24

CRIME COMPLAINTS

	LAST 7 DAYS			LAST 28 DAYS			YEAR TO DATE			2 YR	3 YR	4 YR	5 YR	6 YR
	2024	2023	%CHG	2024	2023	%CHG	2024	2023	%CHG	%CHG	%CHG	%CHG	%CHG	%CHG
Murder	0	0	*	1	0	*	7	3	133%	17%	-22%	-46%	40%	17%
Rape	0	0	*	0	0	*	0	0	*	-100%	-100%	-100%	-100%	-100%
Robbery	1	4	-75%	9	15	-40%	71	90	-21%	-4%	13%	-15%	-24%	-40%
Agg. Assault	3	1	200%	11	10	10%	111	166	-33%	-28%	-34%	-23%	-15%	-20%
Burglary	0	5	-100%	9	13	-31%	106	118	-10%	-10%	-29%	-29%	-17%	-9%
Felony Theft	2	3	-33%	10	10	0%	94	102	-8%	-17%	2%	24%	4%	-7%
Auto Theft	2	1	100%	9	7	29%	87	139	-37%	-4%	-12%	-19%	-12%	16%
TOTAL	8	14	-43%	49	55	-11%	476	618	-23%	-15%	-18%	-18%	-14%	-15%
Shooting Incidents	0	0	*	0	0	*	28	29	-3%	0%	-36%	-40%	4%	75%
Shooting Victims	0	0	*	0	0	*	31	36	-14%	-11%	-52%	-47%	-11%	72%
*Juv Shooting Incidents	0	0	*	0	0	*	3	5	-40%	-50%	-63%	-79%	50%	*
*Juv Shooting Victims	0	0	*	0	0	*	3	6	-50%	-63%	-70%	-83%	50%	*
Theft (Misdemeanor)	6	18	-67%	29	49	-41%	308	332	-7%	-14%	-17%	-14%	-42%	-47%

The above CompStat figures are posted on Monday, two weeks after closing date.

CompStat figures are preliminary and are subject to change through the course of further analysis and review. Crime statistics reflect Delaware Criminal Codes and differ from the crime categories of the FBI Uniform Crime Reporting Program.

* All figures shown in **Juvenile Shooting Incidents** and **Juvenile Shooting Victims** are included in the **Shooting Incidents** and **Shooting Victims**.

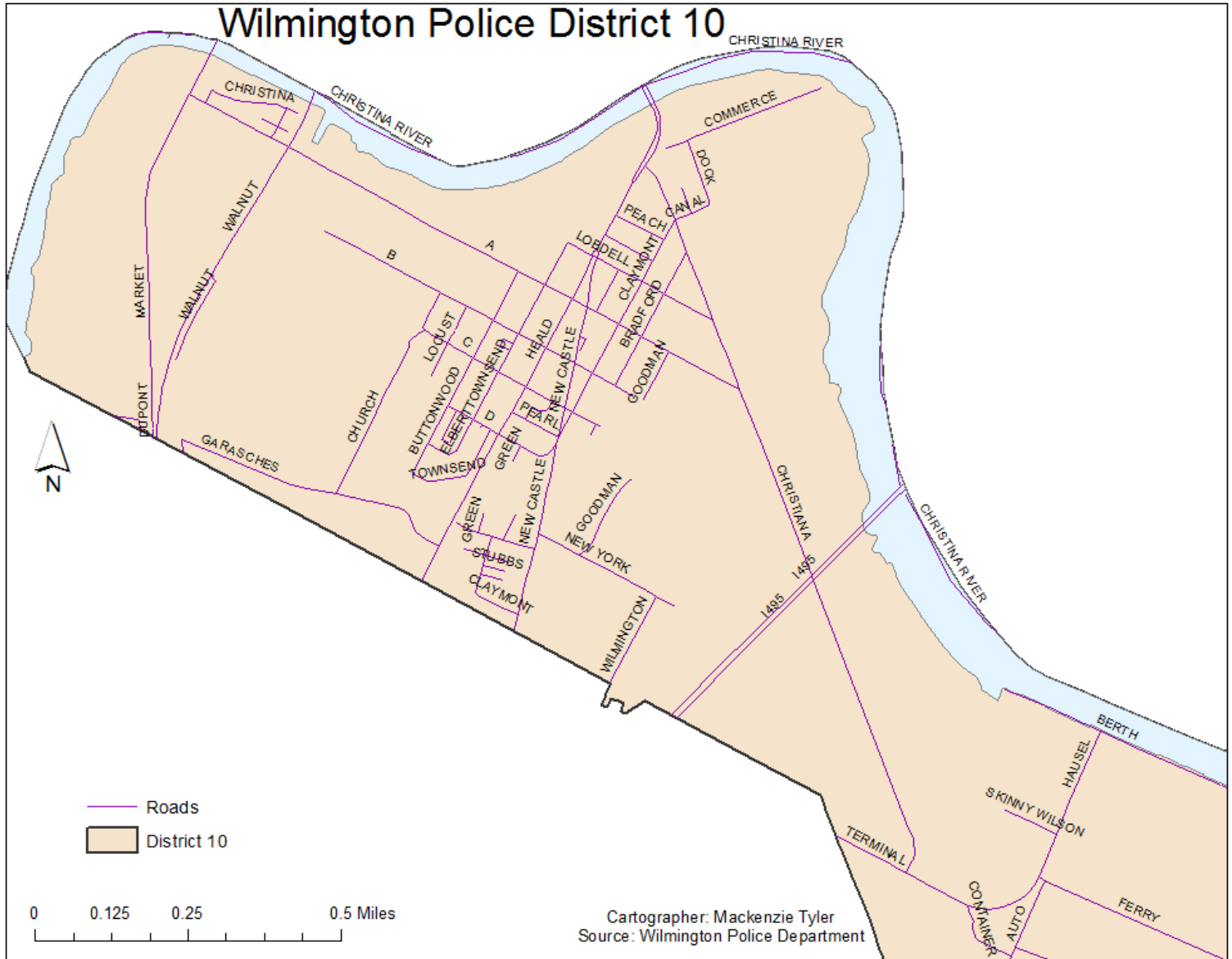


Michael S. Purzycki
Mayor

Wilmington Police Department



Wilfredo Campos
Chief



The above CompStat figures are posted on Monday, two weeks after closing date.

CompStat figures are preliminary and are subject to change through the course of further analysis and review. Crime statistics reflect Delaware Criminal Codes and differ from the crime categories of the FBI Uniform Crime Reporting Program.



Michael S. Purzycki
Mayor

Wilmington Police Department



Wilfredo Campos
Chief

Volume 8 Number 46

District 10

CompStat

Report Covering the Week
11/11/24 Through 11/17/24

CRIME COMPLAINTS

	LAST 7 DAYS			LAST 28 DAYS			YEAR TO DATE			2 YR	3 YR	4 YR	5 YR	6 YR
	2024	2023	%CHG	2024	2023	%CHG	2024	2023	%CHG	%CHG	%CHG	%CHG	%CHG	%CHG
Murder	0	0	*	0	0	*	1	1	0%	0%	0%	*	*	*
Rape	0	0	*	0	0	*	0	0	*	-100%	*	*	*	*
Robbery	0	0	*	1	1	0%	14	7	100%	56%	100%	27%	17%	-7%
Agg. Assault	0	0	*	1	2	-50%	5	16	-69%	-67%	-79%	-67%	-62%	-44%
Burglary	0	1	-100%	2	3	-33%	12	18	-33%	33%	-29%	-37%	-48%	-40%
Felony Theft	0	0	*	1	1	0%	8	16	-50%	-64%	-56%	167%	-20%	14%
Auto Theft	0	0	*	0	1	-100%	15	39	-62%	-6%	36%	-25%	-12%	88%
TOTAL	0	1	-100%	5	8	-38%	55	97	-43%	-25%	-29%	-19%	-27%	-7%
Shooting Incidents	0	0	*	0	0	*	3	5	-40%	0%	-50%	0%	200%	*
Shooting Victims	0	0	*	0	0	*	4	8	-50%	33%	-60%	33%	300%	*
*Juv Shooting Incidents	0	0	*	0	0	*	1	0	*	0%	0%	0%	*	*
*Juv Shooting Victims	0	0	*	0	0	*	1	0	*	0%	0%	0%	*	*
Theft (Misdemeanor)	0	5	-100%	2	9	-78%	32	53	-40%	-38%	-33%	-30%	-54%	-54%

The above CompStat figures are posted on Monday, two weeks after closing date.

CompStat figures are preliminary and are subject to change through the course of further analysis and review. Crime statistics reflect Delaware Criminal Codes and differ from the crime categories of the FBI Uniform Crime Reporting Program.

* All figures shown in **Juvenile Shooting Incidents** and **Juvenile Shooting Victims** are included in the **Shooting Incidents** and **Shooting Victims**.



Michael S. Purzycki
Mayor

Wilmington Police Department



Wilfredo Campos
Chief



The above CompStat figures are posted on Monday, two weeks after closing date.

CompStat figures are preliminary and are subject to change through the course of further analysis and review. Crime statistics reflect Delaware Criminal Codes and differ from the crime categories of the FBI Uniform Crime Reporting Program.



Michael S. Purzycki
Mayor

Wilmington Police Department



Wilfredo Campos
Chief

Volume 8 Number 46

District 11

CompStat

Report Covering the Week
11/11/24 Through 11/17/24

CRIME COMPLAINTS

	LAST 7 DAYS			LAST 28 DAYS			YEAR TO DATE			2 YR	3 YR	4 YR	5 YR	6 YR
	2024	2023	%CHG	2024	2023	%CHG	2024	2023	%CHG	%CHG	%CHG	%CHG	%CHG	%CHG
Murder	0	0	*	1	0	*	4	2	100%	100%	0%	-50%	100%	33%
Rape	0	0	*	0	0	*	0	0	*	-100%	*	*	-100%	-100%
Robbery	0	2	-100%	3	5	-40%	14	26	-46%	-39%	-46%	-52%	-63%	-65%
Agg. Assault	1	0	*	3	4	-25%	48	67	-28%	-27%	-31%	-24%	-13%	-19%
Burglary	0	3	-100%	2	6	-67%	42	36	17%	-13%	-24%	-41%	-31%	-7%
Felony Theft	0	1	-100%	2	5	-60%	40	32	25%	18%	60%	29%	74%	11%
Auto Theft	2	0	*	5	3	67%	37	38	-3%	12%	19%	-16%	-3%	28%
TOTAL	3	6	-50%	16	23	-30%	185	201	-8%	-11%	-12%	-25%	-16%	-14%
Shooting Incidents	0	0	*	0	0	*	7	10	-30%	-30%	-53%	-67%	-42%	0%
Shooting Victims	0	0	*	0	0	*	7	13	-46%	-50%	-70%	-76%	-61%	-22%
*Juv Shooting Incidents	0	0	*	0	0	*	0	2	-100%	-100%	-100%	-100%	-100%	*
*Juv Shooting Victims	0	0	*	0	0	*	0	3	-100%	-100%	-100%	-100%	-100%	*
Theft (Misdemeanor)	1	4	-75%	6	12	-50%	98	95	3%	-8%	8%	-7%	-41%	-47%

The above CompStat figures are posted on Monday, two weeks after closing date.

CompStat figures are preliminary and are subject to change through the course of further analysis and review. Crime statistics reflect Delaware Criminal Codes and differ from the crime categories of the FBI Uniform Crime Reporting Program.

* All figures shown in **Juvenile Shooting Incidents** and **Juvenile Shooting Victims** are included in the **Shooting Incidents** and **Shooting Victims**.

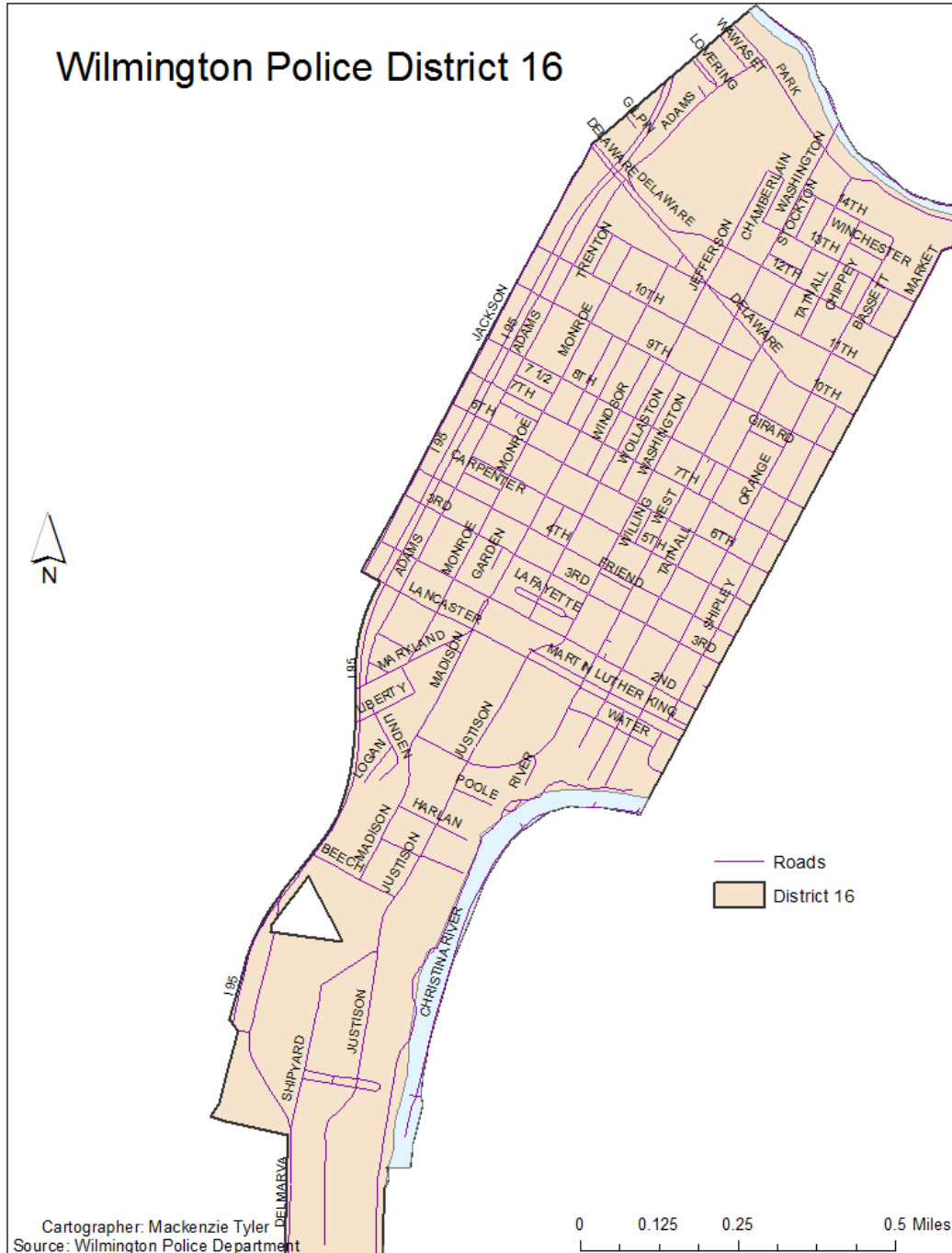


Michael S. Purzycki
Mayor

Wilmington Police Department



Wilfredo Campos
Chief



The above CompStat figures are posted on Monday, two weeks after closing date.

CompStat figures are preliminary and are subject to change through the course of further analysis and review. Crime statistics reflect Delaware Criminal Codes and differ from the crime categories of the FBI Uniform Crime Reporting Program.



Michael S. Purzycki
Mayor

Wilmington Police Department



Wilfredo Campos
Chief

Volume 8 Number 46

District 16

CompStat

Report Covering the Week
11/11/24 Through 11/17/24

CRIME COMPLAINTS

	LAST 7 DAYS			LAST 28 DAYS			YEAR TO DATE			2 YR	3 YR	4 YR	5 YR	6 YR
	2024	2023	%CHG	2024	2023	%CHG	2024	2023	%CHG	%CHG	%CHG	%CHG	%CHG	%CHG
Murder	0	0	*	0	0	*	2	0	*	-33%	-50%	-60%	-33%	-33%
Rape	0	0	*	0	0	*	0	0	*	*	-100%	-100%	-100%	-100%
Robbery	1	2	-50%	5	9	-44%	43	57	-25%	2%	43%	-2%	0%	-32%
Agg. Assault	2	1	100%	7	4	75%	58	83	-30%	-21%	-21%	-12%	-6%	-17%
Burglary	0	1	-100%	5	4	25%	52	64	-19%	-15%	-32%	-13%	21%	2%
Felony Theft	2	2	0%	7	4	75%	46	54	-15%	-19%	-6%	10%	-19%	-21%
Auto Theft	0	1	-100%	4	3	33%	35	62	-44%	-17%	-39%	-19%	-20%	-8%
TOTAL	5	7	-29%	28	24	17%	236	320	-26%	-15%	-19%	-11%	-7%	-17%
Shooting Incidents	0	0	*	0	0	*	18	14	29%	20%	-22%	-22%	29%	100%
Shooting Victims	0	0	*	0	0	*	20	15	33%	11%	-35%	-23%	25%	122%
*Juv Shooting Incidents	0	0	*	0	0	*	2	3	-33%	0%	-50%	-60%	100%	*
*Juv Shooting Victims	0	0	*	0	0	*	2	3	-33%	0%	-67%	-60%	100%	*
Theft (Misdemeanor)	5	9	-44%	21	28	-25%	178	184	-3%	-11%	-24%	-14%	-40%	-46%

The above CompStat figures are posted on Monday, two weeks after closing date.

CompStat figures are preliminary and are subject to change through the course of further analysis and review. Crime statistics reflect Delaware Criminal Codes and differ from the crime categories of the FBI Uniform Crime Reporting Program.

* All figures shown in **Juvenile Shooting Incidents** and **Juvenile Shooting Victims** are included in the **Shooting Incidents** and **Shooting Victims**.

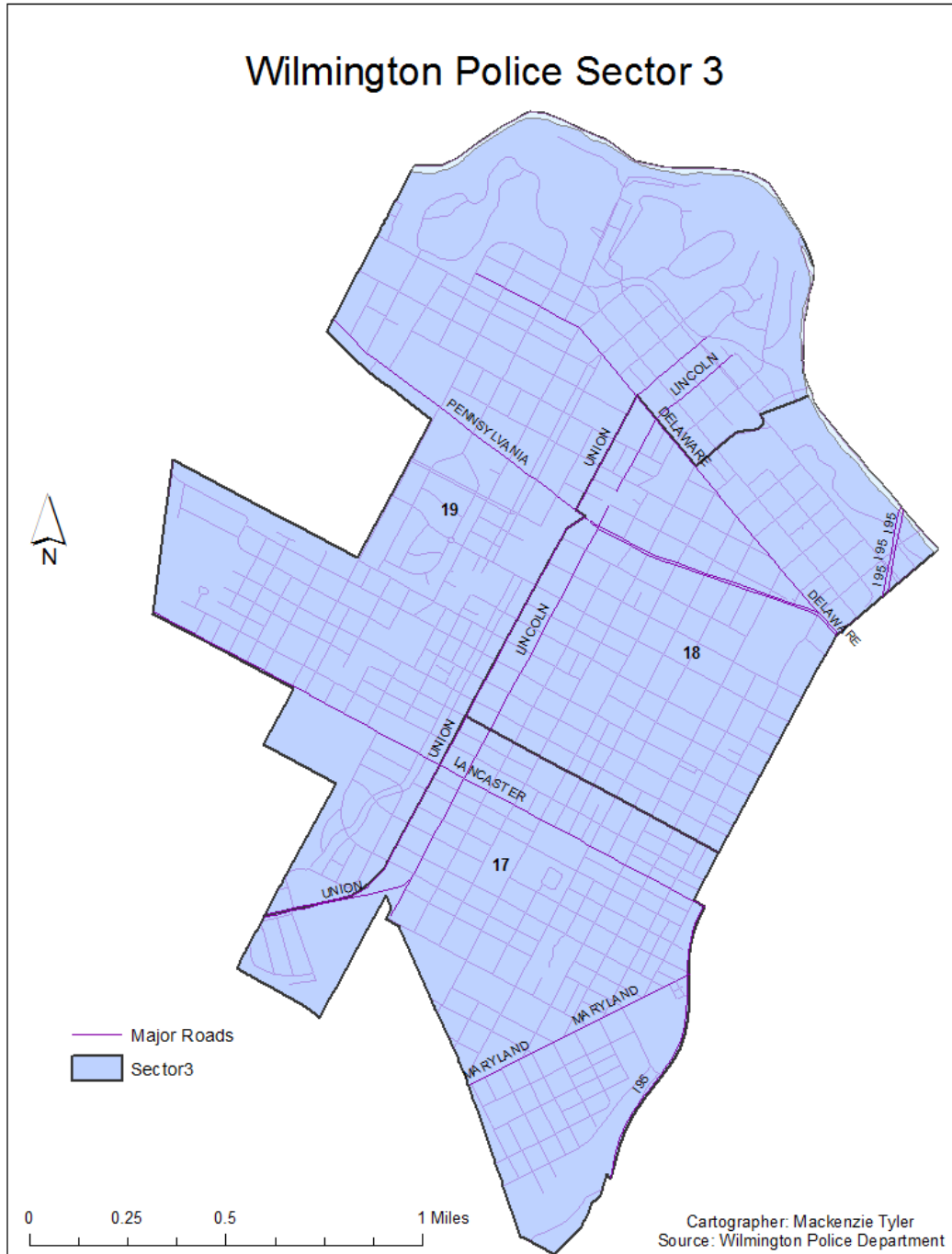


Michael S. Purzycki
Mayor

Wilmington Police Department



Wilfredo Campos
Chief



The above CompStat figures are posted on Monday, two weeks after closing date.

CompStat figures are preliminary and are subject to change through the course of further analysis and review. Crime statistics reflect Delaware Criminal Codes and differ from the crime categories of the FBI Uniform Crime Reporting Program.



Michael S. Purzycki
Mayor

Wilmington Police Department



Wilfredo Campos
Chief

Volume 8 Number 46

Sector 3

CompStat

Report Covering the Week
11/11/24 Through 11/17/24

CRIME COMPLAINTS

	LAST 7 DAYS			LAST 28 DAYS			YEAR TO DATE			2 YR	3 YR	4 YR	5 YR	6 YR
	2024	2023	%CHG	2024	2023	%CHG	2024	2023	%CHG	%CHG	%CHG	%CHG	%CHG	%CHG
Murder	0	0	*	1	0	*	6	3	100%	0%	-25%	-25%	-14%	-14%
Rape	0	0	*	0	0	*	0	4	-100%	-100%	-100%	-100%	-100%	-100%
Robbery	3	3	0%	7	11	-36%	51	75	-32%	-33%	-28%	-43%	-44%	-41%
Agg. Assault	1	2	-50%	8	14	-43%	102	129	-21%	-8%	-28%	-12%	-8%	-21%
Burglary	0	7	-100%	12	19	-37%	104	138	-25%	-26%	-35%	-46%	-46%	-46%
Felony Theft	4	3	33%	9	7	29%	83	102	-19%	-18%	-35%	-1%	4%	-6%
Auto Theft	2	12	-83%	7	37	-81%	171	249	-31%	32%	16%	33%	27%	33%
TOTAL	10	27	-63%	44	88	-50%	517	700	-26%	-9%	-22%	-17%	-16%	-19%
Shooting Incidents	0	1	-100%	1	3	-67%	17	27	-37%	-6%	-29%	-39%	6%	-11%
Shooting Victims	0	1	-100%	2	3	-33%	20	31	-35%	-9%	-26%	-46%	11%	-5%
*Juv Shooting Incidents	0	0	*	0	0	*	3	3	0%	-40%	50%	-63%	50%	50%
*Juv Shooting Victims	0	0	*	0	0	*	3	3	0%	-57%	50%	-63%	50%	50%
Theft (Misdemeanor)	7	7	0%	30	39	-23%	379	479	-21%	-3%	-20%	-27%	-48%	-11%

The above CompStat figures are posted on Monday, two weeks after closing date.

CompStat figures are preliminary and are subject to change through the course of further analysis and review. Crime statistics reflect Delaware Criminal Codes and differ from the crime categories of the FBI Uniform Crime Reporting Program.

* All figures shown in **Juvenile Shooting Incidents** and **Juvenile Shooting Victims** are included in the **Shooting Incidents** and **Shooting Victims**.

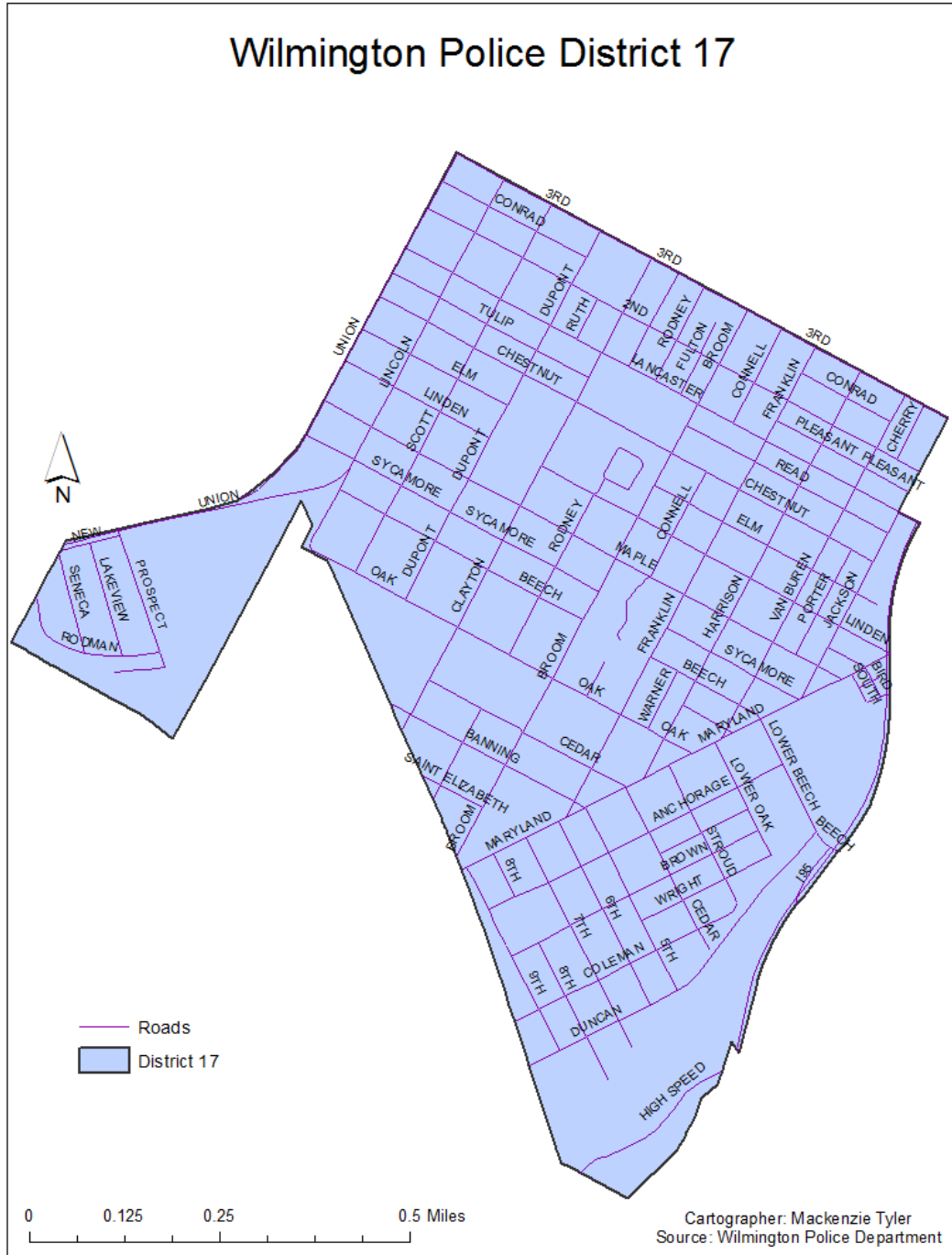


Michael S. Purzycki
Mayor

Wilmington Police Department



Wilfredo Campos
Chief



The above CompStat figures are posted on Monday, two weeks after closing date.

CompStat figures are preliminary and are subject to change through the course of further analysis and review. Crime statistics reflect Delaware Criminal Codes and differ from the crime categories of the FBI Uniform Crime Reporting Program.



Michael S. Purzycki
Mayor

Wilmington Police Department



Wilfredo Campos
Chief

Volume 8 Number 46

District 17

CompStat

Report Covering the Week
11/11/24 Through 11/17/24

CRIME COMPLAINTS

	LAST 7 DAYS			LAST 28 DAYS			YEAR TO DATE			2 YR	3 YR	4 YR	5 YR	6 YR
	2024	2023	%CHG	2024	2023	%CHG	2024	2023	%CHG	%CHG	%CHG	%CHG	%CHG	%CHG
Murder	0	0	*	0	0	*	3	3	0%	0%	-40%	-50%	-25%	-40%
Rape	0	0	*	0	0	*	0	2	-100%	-100%	-100%	*	-100%	-100%
Robbery	2	2	0%	3	5	-40%	26	28	-7%	-24%	-35%	-46%	-37%	-45%
Agg. Assault	1	2	-50%	5	8	-38%	45	68	-34%	-40%	-52%	-34%	-27%	-41%
Burglary	0	4	-100%	5	11	-55%	51	57	-11%	-18%	-4%	-38%	-50%	-50%
Felony Theft	0	3	-100%	1	4	-75%	26	37	-30%	-21%	-7%	-16%	8%	24%
Auto Theft	1	5	-80%	3	14	-79%	68	91	-25%	39%	-4%	24%	17%	19%
TOTAL	4	16	-75%	17	42	-60%	219	286	-23%	-15%	-25%	-24%	-25%	-30%
Shooting Incidents	0	1	-100%	1	2	-50%	12	17	-29%	-14%	-33%	-14%	33%	-8%
Shooting Victims	0	1	-100%	2	2	0%	15	21	-29%	-12%	-29%	-21%	36%	0%
*Juv Shooting Incidents	0	0	*	0	0	*	2	3	-33%	-60%	0%	-50%	0%	100%
*Juv Shooting Victims	0	0	*	0	0	*	2	3	-33%	-71%	0%	-50%	0%	100%
Theft (Misdemeanor)	1	2	-50%	6	11	-45%	97	105	-8%	-26%	-43%	-36%	-42%	-39%

The above CompStat figures are posted on Monday, two weeks after closing date.

CompStat figures are preliminary and are subject to change through the course of further analysis and review. Crime statistics reflect Delaware Criminal Codes and differ from the crime categories of the FBI Uniform Crime Reporting Program.

* All figures shown in **Juvenile Shooting Incidents** and **Juvenile Shooting Victims** are included in the **Shooting Incidents** and **Shooting Victims**.

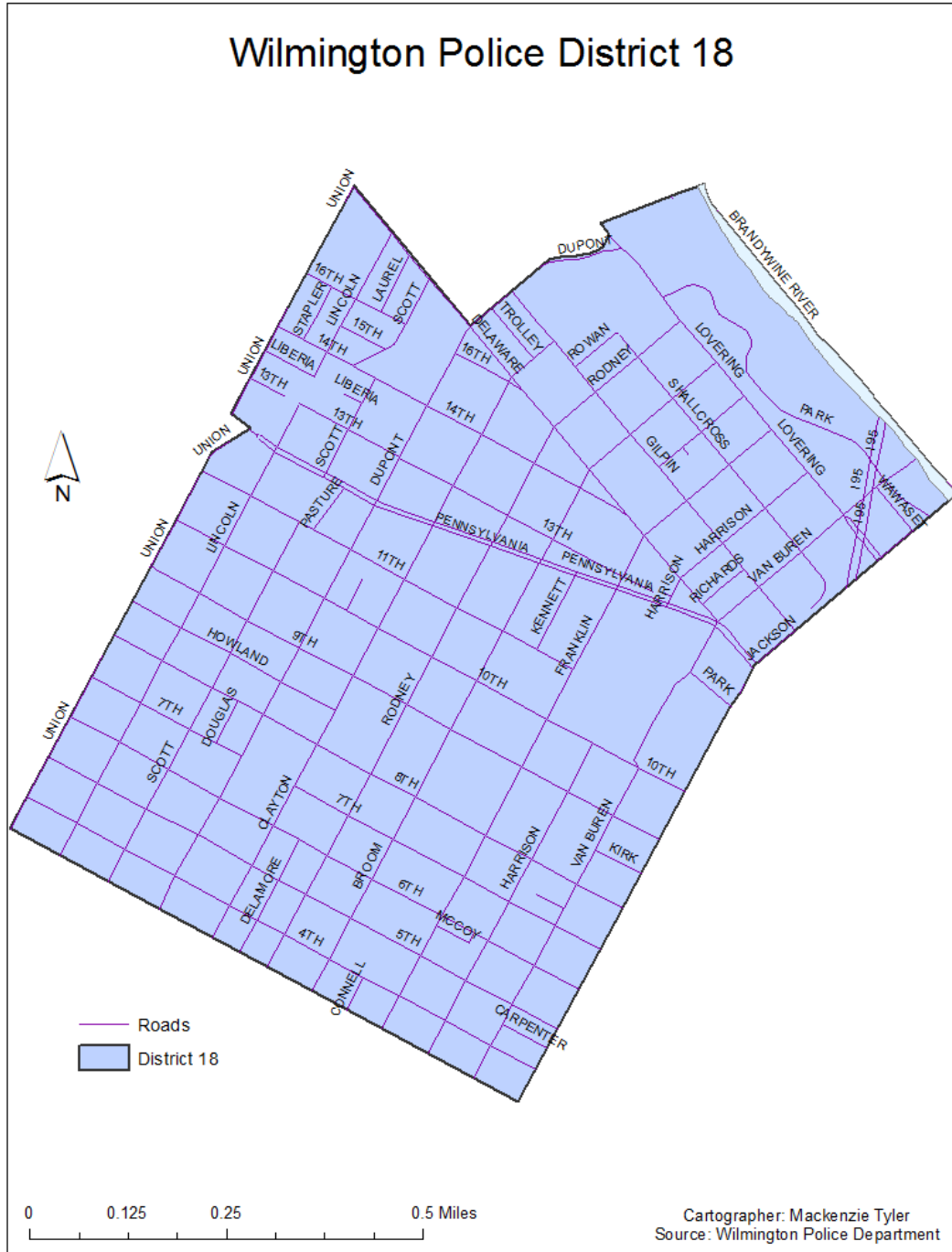


Michael S. Purzycki
Mayor

Wilmington Police Department



Wilfredo Campos
Chief



The above CompStat figures are posted on Monday, two weeks after closing date.

CompStat figures are preliminary and are subject to change through the course of further analysis and review. Crime statistics reflect Delaware Criminal Codes and differ from the crime categories of the FBI Uniform Crime Reporting Program.



Michael S. Purzycki
Mayor

Wilmington Police Department



Wilfredo Campos
Chief

Volume 8 Number 46

District 18

CompStat

Report Covering the Week
11/11/24 Through 11/17/24

CRIME COMPLAINTS

	LAST 7 DAYS			LAST 28 DAYS			YEAR TO DATE			2 YR	3 YR	4 YR	5 YR	6 YR
	2024	2023	%CHG	2024	2023	%CHG	2024	2023	%CHG	%CHG	%CHG	%CHG	%CHG	%CHG
Murder	0	0	*	1	0	*	3	0	*	50%	0%	50%	0%	50%
Rape	0	0	*	0	0	*	0	2	-100%	-100%	*	-100%	*	-100%
Robbery	0	1	-100%	1	4	-75%	16	35	-54%	-45%	-30%	-54%	-56%	-38%
Agg. Assault	0	0	*	2	6	-67%	36	50	-28%	29%	-5%	-5%	3%	-14%
Burglary	0	1	-100%	2	4	-50%	33	51	-35%	-30%	-54%	-54%	-23%	-48%
Felony Theft	1	0	*	4	2	100%	34	41	-17%	-28%	-43%	62%	-11%	-8%
Auto Theft	1	4	-75%	4	11	-64%	74	96	-23%	17%	32%	68%	40%	51%
TOTAL	2	6	-67%	14	27	-48%	196	275	-29%	-10%	-22%	-8%	-6%	-11%
Shooting Incidents	0	0	*	0	1	-100%	4	6	-33%	0%	-33%	-67%	-33%	-20%
Shooting Victims	0	0	*	0	1	-100%	4	6	-33%	-20%	-33%	-75%	-33%	-20%
*Juv Shooting Incidents	0	0	*	0	0	*	1	0	*	*	*	-67%	*	0%
*Juv Shooting Victims	0	0	*	0	0	*	1	0	*	*	*	-67%	*	0%
Theft (Misdemeanor)	4	5	-20%	17	23	-26%	193	270	-29%	15%	-6%	-31%	-49%	89%

The above CompStat figures are posted on Monday, two weeks after closing date.

CompStat figures are preliminary and are subject to change through the course of further analysis and review. Crime statistics reflect Delaware Criminal Codes and differ from the crime categories of the FBI Uniform Crime Reporting Program.

* All figures shown in **Juvenile Shooting Incidents** and **Juvenile Shooting Victims** are included in the **Shooting Incidents** and **Shooting Victims**.

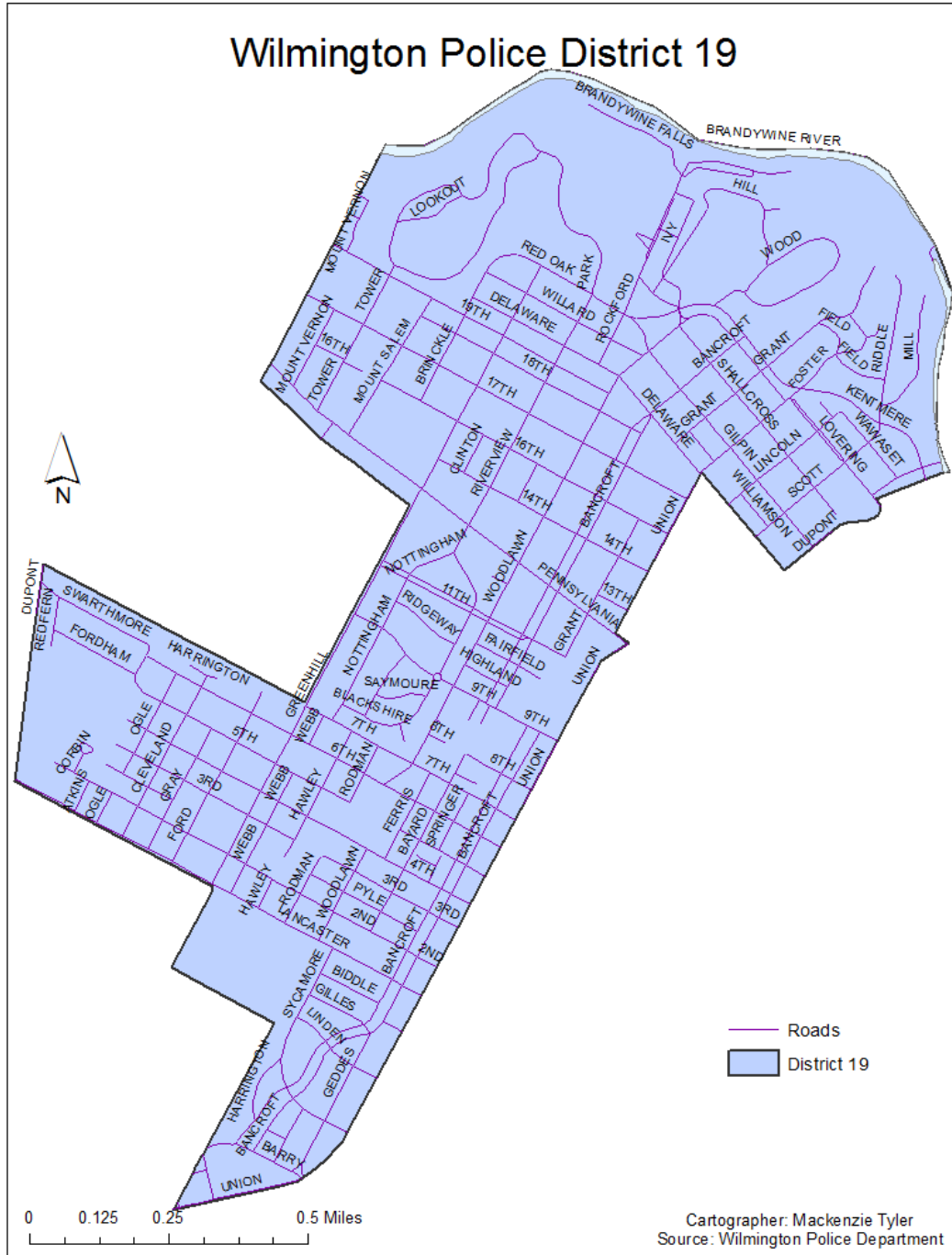


Michael S. Purzycki
Mayor

Wilmington Police Department



Wilfredo Campos
Chief





Michael S. Purzycki
Mayor

Wilmington Police Department



Wilfredo Campos
Chief

Volume 8 Number 46

District 19

CompStat

Report Covering the Week
11/11/24 Through 11/17/24

CRIME COMPLAINTS

	LAST 7 DAYS			LAST 28 DAYS			YEAR TO DATE			2 YR	3 YR	4 YR	5 YR	6 YR
	2024	2023	%CHG	2024	2023	%CHG	2024	2023	%CHG	%CHG	%CHG	%CHG	%CHG	%CHG
Murder	0	0	*	0	0	*	0	0	*	-100%	*	*	*	*
Rape	0	0	*	0	0	*	0	0	*	*	*	*	*	-100%
Robbery	1	0	*	3	2	50%	9	12	-25%	-31%	13%	50%	-36%	-31%
Agg. Assault	0	0	*	1	0	*	21	11	91%	163%	110%	110%	50%	91%
Burglary	0	2	-100%	5	4	25%	20	30	-33%	-35%	-46%	-49%	-58%	-26%
Felony Theft	3	0	*	4	1	300%	23	24	-4%	10%	-43%	-28%	28%	-23%
Auto Theft	0	3	-100%	0	12	-100%	29	62	-53%	61%	38%	-3%	21%	26%
TOTAL	4	5	-20%	13	19	-32%	102	139	-27%	11%	-12%	-13%	-14%	-3%
Shooting Incidents	0	0	*	0	0	*	1	4	-75%	*	*	-50%	0%	0%
Shooting Victims	0	0	*	0	0	*	1	4	-75%	*	*	-50%	0%	0%
*Juv Shooting Incidents	0	0	*	0	0	*	0	0	*	*	*	-100%	*	*
*Juv Shooting Victims	0	0	*	0	0	*	0	0	*	*	*	-100%	*	*
Theft (Misdemeanor)	2	0	*	7	5	40%	89	104	-14%	-2%	-9%	2%	-51%	-47%

The above CompStat figures are posted on Monday, two weeks after closing date.

CompStat figures are preliminary and are subject to change through the course of further analysis and review. Crime statistics reflect Delaware Criminal Codes and differ from the crime categories of the FBI Uniform Crime Reporting Program.

* All figures shown in **Juvenile Shooting Incidents** and **Juvenile Shooting Victims** are included in the **Shooting Incidents** and **Shooting Victims**.