



**Michael S. Purzycki**  
Mayor

# Wilmington Police Department



**Wilfredo Campos**  
Chief

Volume 8 Number 45

Citywide

## CompStat

Report Covering the Week  
11/04/24 Through 11/10/24

### CRIME COMPLAINTS

	LAST 7 DAYS			LAST 28 DAYS			YEAR TO DATE			2 YR	3 YR	4 YR	5 YR	6 YR
	2024	2023	%CHG	2024	2023	%CHG	2024	2023	%CHG	%CHG	%CHG	%CHG	%CHG	%CHG
Murder	0	0	*	4	0	*	21	13	62%	31%	-34%	-28%	17%	-9%
Rape	0	0	*	0	0	*	1	4	-75%	-86%	-80%	-89%	-92%	-92%
Robbery	5	4	25%	13	23	-43%	148	203	-27%	-20%	-19%	-34%	-43%	-49%
Agg. Assault	7	7	0%	27	40	-33%	297	370	-20%	-16%	-30%	-24%	-19%	-25%
Burglary	6	5	20%	39	23	70%	289	315	-8%	-19%	-27%	-38%	-39%	-37%
Felony Theft	5	4	25%	21	25	-16%	233	283	-18%	-19%	-21%	7%	-8%	-9%
Auto Theft	6	18	-67%	31	73	-58%	398	535	-26%	24%	13%	17%	13%	20%
<b>TOTAL</b>	<b>29</b>	<b>38</b>	<b>-24%</b>	<b>135</b>	<b>184</b>	<b>-27%</b>	<b>1387</b>	<b>1723</b>	<b>-20%</b>	<b>-9%</b>	<b>-18%</b>	<b>-17%</b>	<b>-20%</b>	<b>-22%</b>
Shooting Incidents	2	0	*	8	6	33%	75	83	-10%	1%	-27%	-39%	7%	14%
Shooting Victims	3	0	*	15	6	150%	94	99	-5%	-3%	-30%	-40%	7%	32%
*Juv Shooting Incidents	1	0	*	1	1	0%	13	14	-7%	-24%	-13%	-55%	-13%	117%
*Juv Shooting Victims	1	0	*	1	1	0%	14	15	-7%	-36%	-22%	-59%	-18%	133%
Theft (Misdemeanor)	23	23	0%	103	100	3%	887	991	-10%	-10%	-16%	-21%	-43%	-36%

The above CompStat figures are posted on Monday, two weeks after closing date.

CompStat figures are preliminary and are subject to change through the course of further analysis and review. Crime statistics reflect Delaware Criminal Codes and differ from the crime categories of the FBI Uniform Crime Reporting Program.

\* All figures shown in **Juvenile Shooting Incidents** and **Juvenile Shooting Victims** are included in the **Shooting Incidents** and **Shooting Victims**.

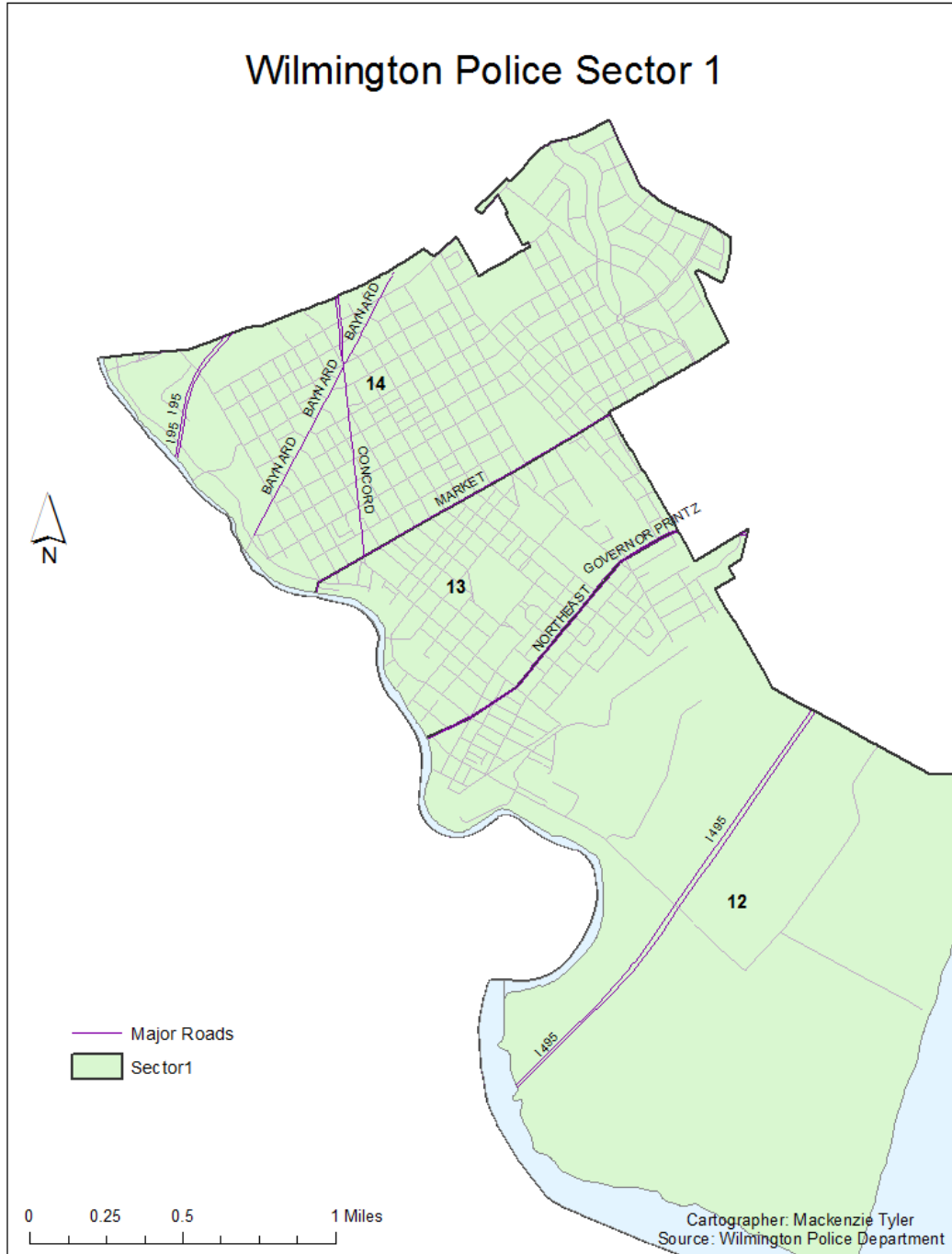


Michael S. Purzycki  
Mayor

# Wilmington Police Department



Wilfredo Campos  
Chief



The above CompStat figures are posted on Monday, two weeks after closing date.

CompStat figures are preliminary and are subject to change through the course of further analysis and review. Crime statistics reflect Delaware Criminal Codes and differ from the crime categories of the FBI Uniform Crime Reporting Program.



**Michael S. Purzycki**  
Mayor

# Wilmington Police Department



**Wilfredo Campos**  
Chief

Volume 8 Number 45

Sector 1

## CompStat

Report Covering the Week  
11/04/24 Through 11/10/24

### CRIME COMPLAINTS

	LAST 7 DAYS			LAST 28 DAYS			YEAR TO DATE			2 YR	3 YR	4 YR	5 YR	6 YR
	2024	2023	%CHG	2024	2023	%CHG	2024	2023	%CHG	%CHG	%CHG	%CHG	%CHG	%CHG
Murder	0	0	*	2	0	*	8	7	14%	100%	-50%	0%	14%	-20%
Rape	0	0	*	0	0	*	1	0	*	-50%	300%	-75%	-80%	-67%
Robbery	2	1	100%	3	2	50%	31	45	-31%	-18%	-40%	-46%	-61%	-66%
Agg. Assault	3	1	200%	10	10	0%	88	78	13%	-2%	-28%	-34%	-31%	-33%
Burglary	2	2	0%	19	5	280%	84	71	18%	-22%	-12%	-32%	-39%	-46%
Felony Theft	4	4	0%	9	8	13%	64	85	-25%	-22%	-22%	5%	-25%	-7%
Auto Theft	2	6	-67%	18	32	-44%	145	161	-10%	26%	32%	28%	18%	12%
<b>TOTAL</b>	<b>13</b>	<b>14</b>	<b>-7%</b>	<b>61</b>	<b>57</b>	<b>7%</b>	<b>421</b>	<b>447</b>	<b>-6%</b>	<b>-4%</b>	<b>-12%</b>	<b>-16%</b>	<b>-26%</b>	<b>-29%</b>
Shooting Incidents	2	0	*	6	1	500%	30	28	7%	0%	-19%	-38%	7%	-3%
Shooting Victims	3	0	*	12	1	1100%	43	33	30%	2%	-4%	-30%	19%	34%
*Juv Shooting Incidents	1	0	*	1	0	*	7	6	17%	0%	40%	0%	-36%	75%
*Juv Shooting Victims	1	0	*	1	0	*	8	6	33%	0%	33%	0%	-38%	100%
Theft (Misdemeanor)	11	6	83%	38	24	58%	214	206	4%	-16%	-7%	-19%	-30%	-44%

The above CompStat figures are posted on Monday, two weeks after closing date.

CompStat figures are preliminary and are subject to change through the course of further analysis and review. Crime statistics reflect Delaware Criminal Codes and differ from the crime categories of the FBI Uniform Crime Reporting Program.

\* All figures shown in **Juvenile Shooting Incidents** and **Juvenile Shooting Victims** are included in the **Shooting Incidents** and **Shooting Victims**.

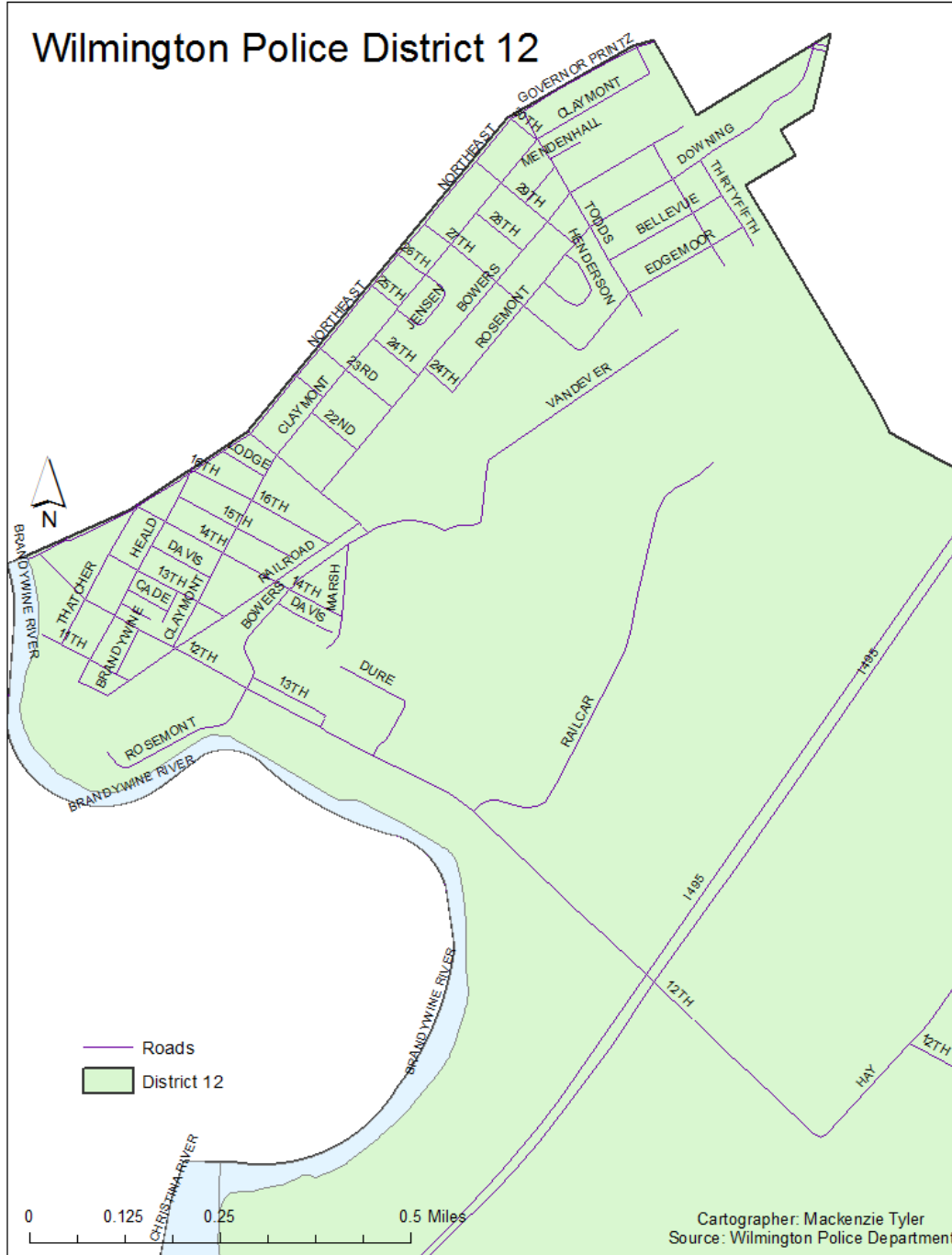


Michael S. Purzycki  
Mayor

# Wilmington Police Department



Wilfredo Campos  
Chief



The above CompStat figures are posted on Monday, two weeks after closing date.

CompStat figures are preliminary and are subject to change through the course of further analysis and review. Crime statistics reflect Delaware Criminal Codes and differ from the crime categories of the FBI Uniform Crime Reporting Program.



**Michael S. Purzycki**  
Mayor

# Wilmington Police Department



**Wilfredo Campos**  
Chief

Volume 8 Number 45

District 12

## CompStat

Report Covering the Week  
11/04/24 Through 11/10/24

### CRIME COMPLAINTS

	LAST 7 DAYS			LAST 28 DAYS			YEAR TO DATE			2 YR	3 YR	4 YR	5 YR	6 YR
	2024	2023	%CHG	2024	2023	%CHG	2024	2023	%CHG	%CHG	%CHG	%CHG	%CHG	%CHG
Murder	0	0	*	1	0	*	1	2	-50%	0%	-67%	0%	*	0%
Rape	0	0	*	0	0	*	0	0	*	*	*	*	-100%	-100%
Robbery	1	1	0%	0	2	-100%	8	9	-11%	*	-27%	14%	-56%	-33%
Agg. Assault	0	0	*	1	3	-67%	6	21	-71%	-40%	-65%	-71%	-68%	-70%
Burglary	0	0	*	1	1	0%	12	18	-33%	-25%	50%	-25%	-33%	-14%
Felony Theft	1	0	*	1	0	*	7	12	-42%	-50%	-36%	133%	-42%	-36%
Auto Theft	0	0	*	1	0	*	14	9	56%	0%	-39%	27%	-18%	-26%
<b>TOTAL</b>	<b>2</b>	<b>1</b>	<b>100%</b>	<b>5</b>	<b>6</b>	<b>-17%</b>	<b>48</b>	<b>71</b>	<b>-32%</b>	<b>-13%</b>	<b>-34%</b>	<b>-19%</b>	<b>-44%</b>	<b>-38%</b>
Shooting Incidents	0	0	*	1	0	*	2	6	-67%	0%	-75%	-67%	0%	-50%
Shooting Victims	0	0	*	4	0	*	6	7	-14%	50%	-25%	-33%	100%	50%
*Juv Shooting Incidents	0	0	*	0	0	*	0	1	-100%	*	*	-100%	-100%	*
*Juv Shooting Victims	0	0	*	0	0	*	0	1	-100%	*	*	-100%	-100%	*
Theft (Misdemeanor)	0	0	*	2	4	-50%	30	41	-27%	-43%	-12%	-19%	-45%	-39%

The above CompStat figures are posted on Monday, two weeks after closing date.

CompStat figures are preliminary and are subject to change through the course of further analysis and review. Crime statistics reflect Delaware Criminal Codes and differ from the crime categories of the FBI Uniform Crime Reporting Program.

\* All figures shown in **Juvenile Shooting Incidents** and **Juvenile Shooting Victims** are included in the **Shooting Incidents** and **Shooting Victims**.




Michael S. Purzycki  
Mayor

# Wilmington Police Department



Wilfredo Campos  
Chief

## Wilmington Police District 13



The above CompStat figures are posted on Monday, two weeks after closing date.

CompStat figures are preliminary and are subject to change through the course of further analysis and review. Crime statistics reflect Delaware Criminal Codes and differ from the crime categories of the FBI Uniform Crime Reporting Program.



**Michael S. Purzycki**  
Mayor

# Wilmington Police Department



**Wilfredo Campos**  
Chief

Volume 8 Number 45

District 13

## CompStat

Report Covering the Week  
11/04/24 Through 11/10/24

### CRIME COMPLAINTS

	LAST 7 DAYS			LAST 28 DAYS			YEAR TO DATE			2 YR	3 YR	4 YR	5 YR	6 YR
	2024	2023	%CHG	2024	2023	%CHG	2024	2023	%CHG	%CHG	%CHG	%CHG	%CHG	%CHG
Murder	0	0	*	0	0	*	5	5	0%	400%	25%	-29%	25%	-38%
Rape	0	0	*	0	0	*	1	0	*	-50%	*	-50%	0%	0%
Robbery	1	0	*	2	0	*	9	15	-40%	-31%	-36%	-63%	-69%	-76%
Agg. Assault	1	1	0%	2	4	-50%	33	8	313%	18%	-15%	-35%	-13%	-44%
Burglary	1	1	0%	6	1	500%	24	17	41%	-37%	-37%	-49%	-47%	-64%
Felony Theft	1	2	-50%	3	2	50%	16	27	-41%	-20%	-6%	7%	-24%	14%
Auto Theft	0	2	-100%	0	9	-100%	36	49	-27%	-8%	-8%	6%	16%	-12%
<b>TOTAL</b>	<b>4</b>	<b>6</b>	<b>-33%</b>	<b>13</b>	<b>16</b>	<b>-19%</b>	<b>124</b>	<b>121</b>	<b>2%</b>	<b>-12%</b>	<b>-18%</b>	<b>-31%</b>	<b>-27%</b>	<b>-45%</b>
Shooting Incidents	1	0	*	2	0	*	19	13	46%	12%	73%	-14%	46%	6%
Shooting Victims	2	0	*	3	0	*	24	17	41%	20%	50%	-17%	71%	26%
*Juv Shooting Incidents	1	0	*	1	0	*	5	1	400%	150%	*	*	150%	67%
*Juv Shooting Victims	1	0	*	1	0	*	5	1	400%	67%	*	*	150%	67%
Theft (Misdemeanor)	3	3	0%	9	7	29%	53	61	-13%	-10%	-31%	-20%	-35%	-58%

The above CompStat figures are posted on Monday, two weeks after closing date.

CompStat figures are preliminary and are subject to change through the course of further analysis and review. Crime statistics reflect Delaware Criminal Codes and differ from the crime categories of the FBI Uniform Crime Reporting Program.

\* All figures shown in **Juvenile Shooting Incidents** and **Juvenile Shooting Victims** are included in the **Shooting Incidents** and **Shooting Victims**.





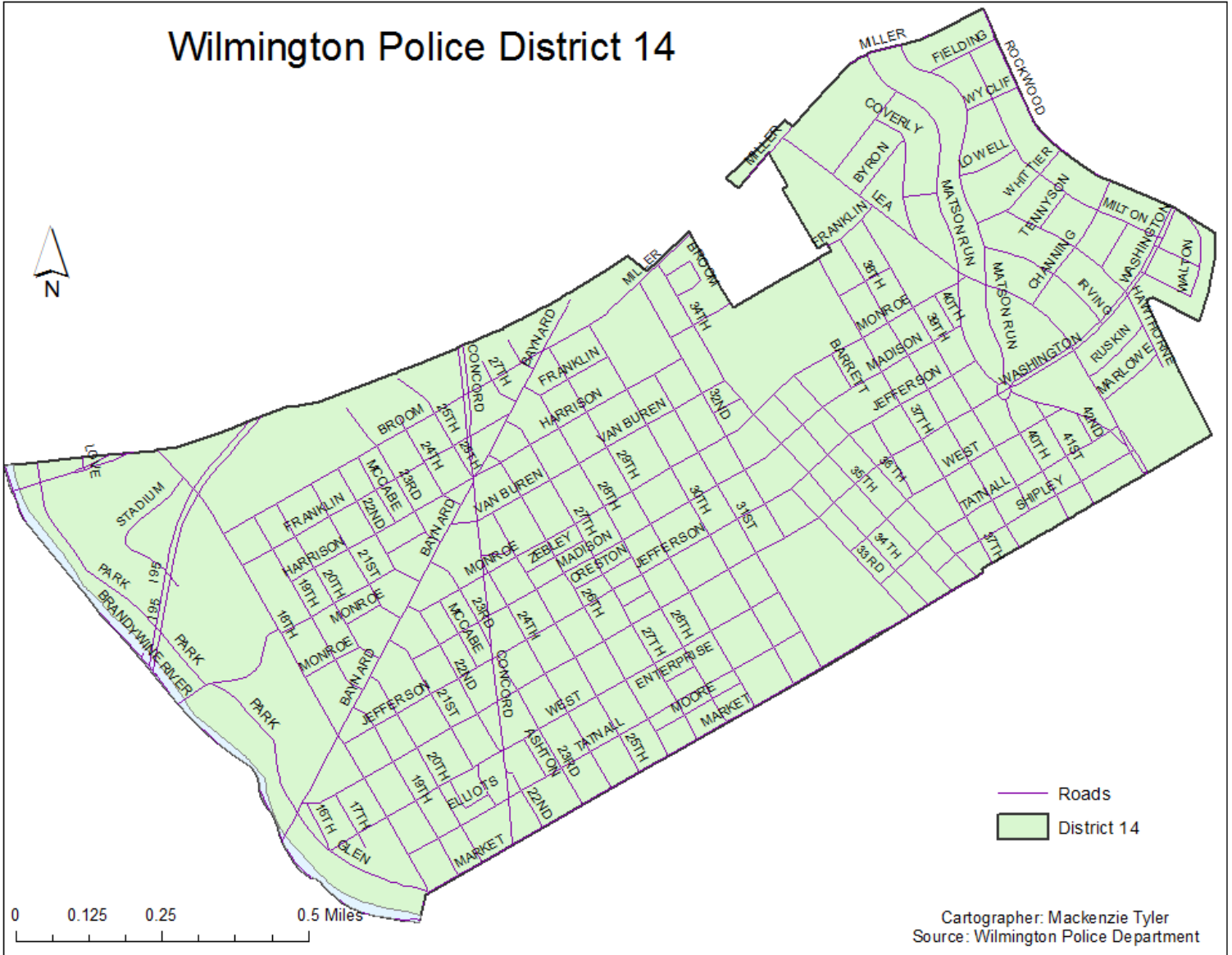
Michael S. Purzycki  
Mayor

# Wilmington Police Department



Wilfredo Campos  
Chief

## Wilmington Police District 14



The above CompStat figures are posted on Monday, two weeks after closing date.

CompStat figures are preliminary and are subject to change through the course of further analysis and review. Crime statistics reflect Delaware Criminal Codes and differ from the crime categories of the FBI Uniform Crime Reporting Program.





**Michael S. Purzycki**  
Mayor

# Wilmington Police Department



**Wilfredo Campos**  
Chief

Volume 8 Number 45

District 14

## CompStat

Report Covering the Week  
11/04/24 Through 11/10/24

### CRIME COMPLAINTS

	LAST 7 DAYS			LAST 28 DAYS			YEAR TO DATE			2 YR	3 YR	4 YR	5 YR	6 YR
	2024	2023	%CHG	2024	2023	%CHG	2024	2023	%CHG	%CHG	%CHG	%CHG	%CHG	%CHG
Murder	0	0	*	1	0	*	2	0	*	0%	-78%	*	-33%	100%
Rape	0	0	*	0	0	*	0	0	*	*	-100%	-100%	-100%	-100%
Robbery	0	0	*	1	0	33%	14	21	-33%	-44%	-48%	-46%	-58%	-67%
Agg. Assault	2	0	*	7	3	133%	49	49	0%	-6%	-26%	-21%	-31%	-6%
Burglary	1	1	0%	12	3	300%	48	36	33%	-11%	-2%	-21%	-36%	-35%
Felony Theft	2	2	0%	5	6	-17%	41	46	-11%	-15%	-24%	-5%	-21%	-7%
Auto Theft	2	4	-50%	17	23	-26%	95	103	-8%	53%	98%	40%	27%	36%
<b>TOTAL</b>	<b>7</b>	<b>7</b>	<b>0%</b>	<b>43</b>	<b>35</b>	<b>23%</b>	<b>249</b>	<b>255</b>	<b>-2%</b>	<b>2%</b>	<b>-2%</b>	<b>-5%</b>	<b>-20%</b>	<b>-12%</b>
Shooting Incidents	1	0	*	3	1	200%	9	9	0%	-18%	-50%	-55%	-31%	0%
Shooting Victims	1	0	*	5	1	400%	13	9	44%	-28%	-38%	-43%	-32%	44%
*Juv Shooting Incidents	0	0	*	0	0	*	2	4	-50%	-60%	-60%	-67%	-75%	100%
*Juv Shooting Victims	0	0	*	0	0	*	3	4	-25%	-40%	-50%	-50%	-70%	200%
Theft (Misdemeanor)	8	3	167%	27	13	108%	131	104	26%	-8%	11%	-19%	-22%	-36%

The above CompStat figures are posted on Monday, two weeks after closing date.

CompStat figures are preliminary and are subject to change through the course of further analysis and review. Crime statistics reflect Delaware Criminal Codes and differ from the crime categories of the FBI Uniform Crime Reporting Program.

\* All figures shown in **Juvenile Shooting Incidents** and **Juvenile Shooting Victims** are included in the **Shooting Incidents** and **Shooting Victims**.



Michael S. Purzycki  
Mayor

# Wilmington Police Department



Wilfredo Campos  
Chief



The above CompStat figures are posted on Monday, two weeks after closing date.

CompStat figures are preliminary and are subject to change through the course of further analysis and review. Crime statistics reflect Delaware Criminal Codes and differ from the crime categories of the FBI Uniform Crime Reporting Program.



Michael S. Purzycki  
Mayor

# Wilmington Police Department



Wilfredo Campos  
Chief

Volume 8 Number 45

Sector 2

## CompStat

Report Covering the Week  
11/04/24 Through 11/10/24

### CRIME COMPLAINTS

	LAST 7 DAYS			LAST 28 DAYS			YEAR TO DATE			2 YR	3 YR	4 YR	5 YR	6 YR
	2024	2023	%CHG	2024	2023	%CHG	2024	2023	%CHG	%CHG	%CHG	%CHG	%CHG	%CHG
Murder	0	0	*	1	0	*	7	3	133%	17%	-22%	-46%	40%	17%
Rape	0	0	*	0	0	*	0	0	*	-100%	-100%	-100%	-100%	-100%
Robbery	0	3	-100%	5	12	-58%	69	86	-20%	-4%	13%	-17%	-23%	-39%
Agg. Assault	3	3	0%	10	14	-29%	108	165	-35%	-29%	-35%	-23%	-15%	-21%
Burglary	0	2	-100%	8	9	-11%	104	113	-8%	-8%	-26%	-30%	-28%	-9%
Felony Theft	1	0	*	7	10	-30%	90	99	-9%	-16%	1%	22%	2%	-9%
Auto Theft	1	5	-80%	6	7	-14%	84	138	-39%	-3%	-13%	-18%	-13%	14%
<b>TOTAL</b>	<b>5</b>	<b>13</b>	<b>-62%</b>	<b>37</b>	<b>52</b>	<b>-29%</b>	<b>462</b>	<b>604</b>	<b>-24%</b>	<b>-14%</b>	<b>-18%</b>	<b>-19%</b>	<b>-17%</b>	<b>-16%</b>
Shooting Incidents	0	0	*	1	3	-67%	28	29	-3%	8%	-36%	-40%	4%	75%
Shooting Victims	0	0	*	1	3	-67%	31	36	-14%	-6%	-52%	-47%	-11%	72%
*Juv Shooting Incidents	0	0	*	0	1	-100%	3	5	-40%	-40%	-63%	-79%	50%	*
*Juv Shooting Victims	0	0	*	0	1	-100%	3	6	-50%	-57%	-70%	-83%	50%	*
Theft (Misdemeanor)	4	9	-56%	33	36	-8%	302	314	-4%	-13%	-18%	-14%	-42%	-48%

The above CompStat figures are posted on Monday, two weeks after closing date.

CompStat figures are preliminary and are subject to change through the course of further analysis and review. Crime statistics reflect Delaware Criminal Codes and differ from the crime categories of the FBI Uniform Crime Reporting Program.

\* All figures shown in **Juvenile Shooting Incidents** and **Juvenile Shooting Victims** are included in the **Shooting Incidents** and **Shooting Victims**.





**Michael S. Purzycki**  
Mayor

# Wilmington Police Department



**Wilfredo Campos**  
Chief

Volume 8 Number 45

District 10

## CompStat

Report Covering the Week  
11/04/24 Through 11/10/24

### CRIME COMPLAINTS

	LAST 7 DAYS			LAST 28 DAYS			YEAR TO DATE			2 YR	3 YR	4 YR	5 YR	6 YR
	2024	2023	%CHG	2024	2023	%CHG	2024	2023	%CHG	%CHG	%CHG	%CHG	%CHG	%CHG
Murder	0	0	*	0	0	*	1	1	0%	0%	0%	*	*	*
Rape	0	0	*	0	0	*	0	0	*	-100%	*	*	*	*
Robbery	0	0	*	1	1	0%	14	7	100%	56%	133%	27%	17%	8%
Agg. Assault	0	0	*	0	1	-100%	5	16	-69%	-67%	-78%	-67%	-62%	-44%
Burglary	0	0	*	2	2	0%	12	17	-29%	33%	-14%	-37%	-45%	-40%
Felony Theft	0	0	*	1	1	0%	8	16	-50%	-64%	-56%	167%	-20%	33%
Auto Theft	0	1	-100%	0	2	-100%	15	39	-62%	-6%	36%	-17%	-6%	88%
<b>TOTAL</b>	<b>0</b>	<b>1</b>	<b>-100%</b>	<b>4</b>	<b>7</b>	<b>-43%</b>	<b>55</b>	<b>96</b>	<b>-43%</b>	<b>-25%</b>	<b>-25%</b>	<b>-17%</b>	<b>-25%</b>	<b>-2%</b>
Shooting Incidents	0	0	*	0	0	*	3	5	-40%	0%	-50%	0%	200%	*
Shooting Victims	0	0	*	0	0	*	4	8	-50%	33%	-60%	33%	300%	*
*Juv Shooting Incidents	0	0	*	0	0	*	1	0	*	0%	0%	0%	*	*
*Juv Shooting Victims	0	0	*	0	0	*	1	0	*	0%	0%	0%	*	*
Theft (Misdemeanor)	0	3	-100%	4	4	0%	32	48	-33%	-38%	-33%	-27%	-53%	-53%

The above CompStat figures are posted on Monday, two weeks after closing date.

CompStat figures are preliminary and are subject to change through the course of further analysis and review. Crime statistics reflect Delaware Criminal Codes and differ from the crime categories of the FBI Uniform Crime Reporting Program.

\* All figures shown in **Juvenile Shooting Incidents** and **Juvenile Shooting Victims** are included in the **Shooting Incidents** and **Shooting Victims**.



Michael S. Purzycki  
Mayor

# Wilmington Police Department



Wilfredo Campos  
Chief



The above CompStat figures are posted on Monday, two weeks after closing date.

CompStat figures are preliminary and are subject to change through the course of further analysis and review. Crime statistics reflect Delaware Criminal Codes and differ from the crime categories of the FBI Uniform Crime Reporting Program.



**Michael S. Purzycki**  
Mayor

# Wilmington Police Department



**Wilfredo Campos**  
Chief

Volume 8 Number 45

District 11

## CompStat

Report Covering the Week  
11/04/24 Through 11/10/24

### CRIME COMPLAINTS

	LAST 7 DAYS			LAST 28 DAYS			YEAR TO DATE			2 YR	3 YR	4 YR	5 YR	6 YR
	2024	2023	%CHG	2024	2023	%CHG	2024	2023	%CHG	%CHG	%CHG	%CHG	%CHG	%CHG
Murder	0	0	*	1	0	*	4	2	100%	100%	0%	-50%	100%	33%
Rape	0	0	*	0	0	*	0	0	*	-100%	*	*	-100%	-100%
Robbery	0	1	-100%	1	4	-75%	14	24	-42%	-39%	-44%	-52%	-61%	-63%
Agg. Assault	1	2	-50%	3	6	-50%	47	67	-30%	-28%	-32%	-23%	-13%	-19%
Burglary	0	1	-100%	2	3	-33%	41	33	24%	-15%	-24%	-41%	-32%	-7%
Felony Theft	0	0	*	2	5	-60%	39	31	26%	22%	56%	30%	70%	11%
Auto Theft	1	2	-50%	3	3	0%	35	38	-8%	9%	21%	-17%	-5%	21%
<b>TOTAL</b>	<b>2</b>	<b>6</b>	<b>-67%</b>	<b>12</b>	<b>21</b>	<b>-43%</b>	<b>180</b>	<b>195</b>	<b>-8%</b>	<b>-12%</b>	<b>-13%</b>	<b>-25%</b>	<b>-17%</b>	<b>-15%</b>
Shooting Incidents	0	0	*	0	1	-100%	7	10	-30%	-22%	-53%	-67%	-42%	0%
Shooting Victims	0	0	*	0	1	-100%	7	13	-46%	-46%	-70%	-76%	-61%	-22%
*Juv Shooting Incidents	0	0	*	0	0	*	0	2	-100%	-100%	-100%	-100%	-100%	*
*Juv Shooting Victims	0	0	*	0	0	*	0	3	-100%	-100%	-100%	-100%	-100%	*
Theft (Misdemeanor)	1	2	-50%	8	9	-11%	97	91	7%	-7%	10%	-8%	-41%	-47%

The above CompStat figures are posted on Monday, two weeks after closing date.

CompStat figures are preliminary and are subject to change through the course of further analysis and review. Crime statistics reflect Delaware Criminal Codes and differ from the crime categories of the FBI Uniform Crime Reporting Program.

\* All figures shown in **Juvenile Shooting Incidents** and **Juvenile Shooting Victims** are included in the **Shooting Incidents** and **Shooting Victims**.



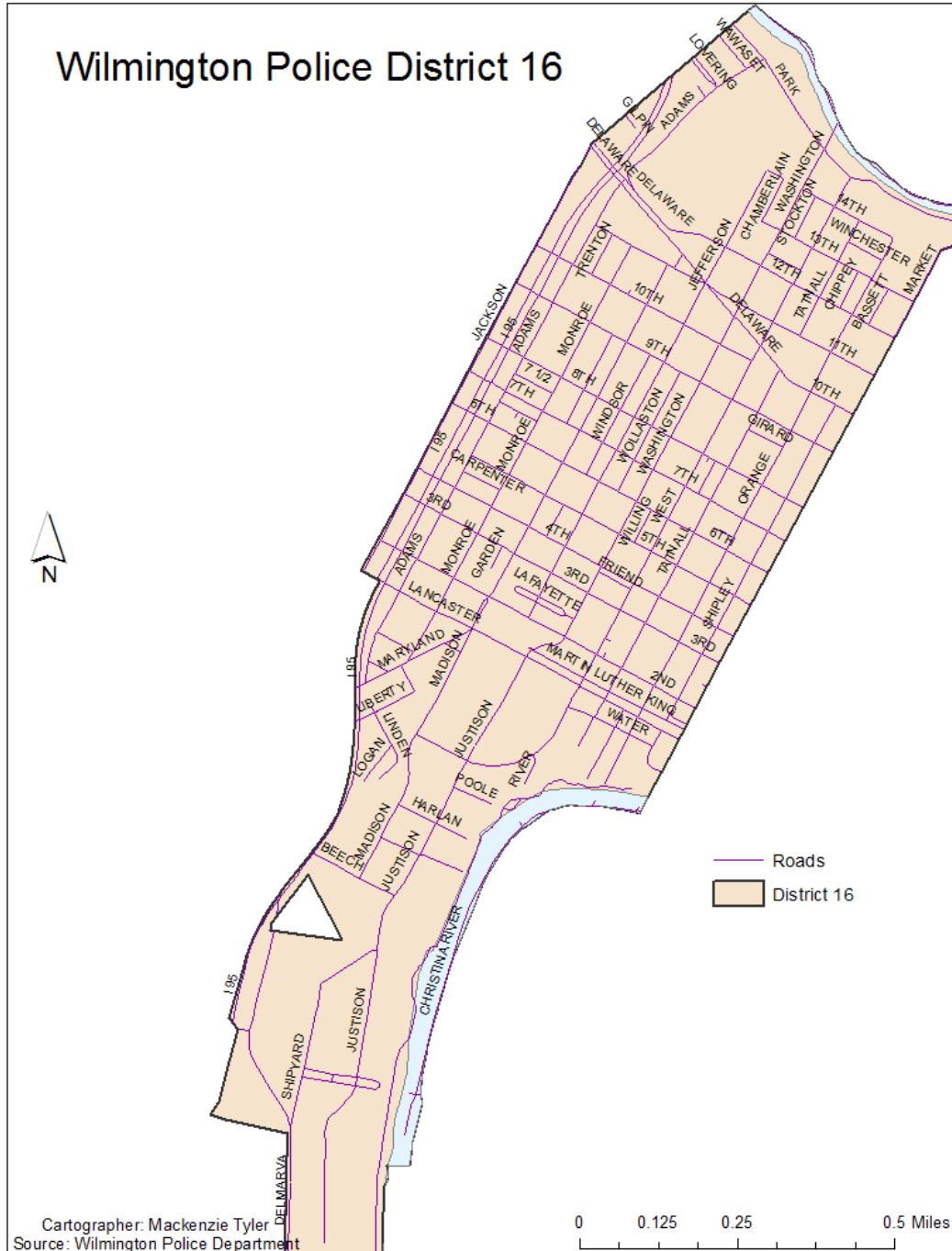


Michael S. Purzycki  
Mayor

# Wilmington Police Department



Wilfredo Campos  
Chief



The above CompStat figures are posted on Monday, two weeks after closing date.

CompStat figures are preliminary and are subject to change through the course of further analysis and review. Crime statistics reflect Delaware Criminal Codes and differ from the crime categories of the FBI Uniform Crime Reporting Program.



**Michael S. Purzycki**  
Mayor

# Wilmington Police Department



**Wilfredo Campos**  
Chief

Volume 8 Number 45

District 16

## CompStat

Report Covering the Week  
11/04/24 Through 11/10/24

### CRIME COMPLAINTS

	LAST 7 DAYS			LAST 28 DAYS			YEAR TO DATE			2 YR	3 YR	4 YR	5 YR	6 YR
	2024	2023	%CHG	2024	2023	%CHG	2024	2023	%CHG	%CHG	%CHG	%CHG	%CHG	%CHG
Murder	0	0	*	0	0	*	2	0	*	-33%	-50%	-60%	-33%	-33%
Rape	0	0	*	0	0	*	0	0	*	*	-100%	-100%	-100%	-100%
Robbery	0	2	-100%	3	7	-57%	41	55	-25%	3%	37%	-5%	-2%	-34%
Agg. Assault	2	1	100%	7	7	0%	56	82	-32%	-22%	-23%	-14%	-7%	-20%
Burglary	0	1	-100%	4	4	0%	51	63	-19%	-9%	-30%	-15%	-19%	2%
Felony Theft	1	0	*	4	4	0%	43	52	-17%	-19%	-7%	5%	-22%	-26%
Auto Theft	0	2	-100%	3	2	50%	34	61	-44%	-13%	-39%	-21%	-23%	-8%
<b>TOTAL</b>	<b>3</b>	<b>6</b>	<b>-50%</b>	<b>21</b>	<b>24</b>	<b>-13%</b>	<b>227</b>	<b>313</b>	<b>-27%</b>	<b>-14%</b>	<b>-20%</b>	<b>-13%</b>	<b>-16%</b>	<b>-20%</b>
Shooting Incidents	0	0	*	1	2	-50%	18	14	29%	29%	-22%	-22%	29%	100%
Shooting Victims	0	0	*	1	2	-50%	20	15	33%	18%	-35%	-23%	25%	122%
*Juv Shooting Incidents	0	0	*	0	1	-100%	2	3	-33%	0%	-50%	-60%	100%	*
*Juv Shooting Victims	0	0	*	0	1	-100%	2	3	-33%	0%	-67%	-60%	100%	*
Theft (Misdemeanor)	3	4	-25%	21	23	-9%	173	175	-1%	-10%	-25%	-14%	-40%	-48%

The above CompStat figures are posted on Monday, two weeks after closing date.

CompStat figures are preliminary and are subject to change through the course of further analysis and review. Crime statistics reflect Delaware Criminal Codes and differ from the crime categories of the FBI Uniform Crime Reporting Program.

\* All figures shown in **Juvenile Shooting Incidents** and **Juvenile Shooting Victims** are included in the **Shooting Incidents** and **Shooting Victims**.

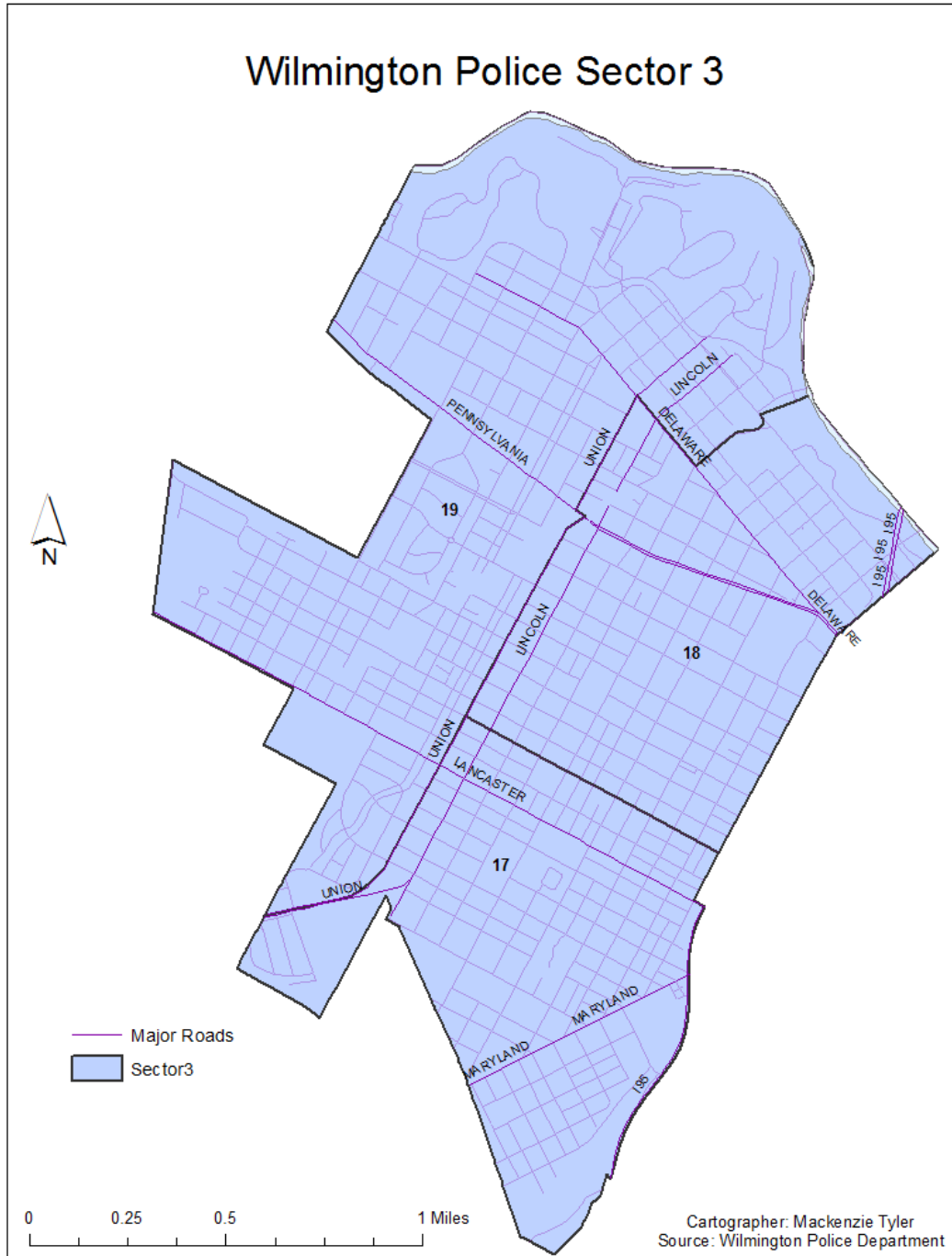


Michael S. Purzycki  
Mayor

# Wilmington Police Department



Wilfredo Campos  
Chief



The above CompStat figures are posted on Monday, two weeks after closing date.

CompStat figures are preliminary and are subject to change through the course of further analysis and review. Crime statistics reflect Delaware Criminal Codes and differ from the crime categories of the FBI Uniform Crime Reporting Program.



**Michael S. Purzycki**  
Mayor

# Wilmington Police Department



**Wilfredo Campos**  
Chief

Volume 8 Number 45

Sector 3

## CompStat

Report Covering the Week  
11/04/24 Through 11/10/24

### CRIME COMPLAINTS

	LAST 7 DAYS			LAST 28 DAYS			YEAR TO DATE			2 YR	3 YR	4 YR	5 YR	6 YR
	2024	2023	%CHG	2024	2023	%CHG	2024	2023	%CHG	%CHG	%CHG	%CHG	%CHG	%CHG
Murder	0	0	*	1	0	*	6	3	100%	0%	-14%	-25%	0%	-14%
Rape	0	0	*	0	0	*	0	4	-100%	-100%	-100%	-100%	-100%	-100%
Robbery	3	0	*	5	9	-44%	48	72	-33%	-36%	-31%	-44%	-46%	-43%
Agg. Assault	1	3	-67%	7	16	-56%	101	127	-20%	-9%	-27%	-13%	-8%	-21%
Burglary	4	1	300%	12	9	33%	101	131	-23%	-27%	-37%	-47%	-47%	-47%
Felony Theft	0	0	*	5	7	-29%	79	99	-20%	-20%	-36%	-4%	0%	-10%
Auto Theft	3	7	-57%	7	34	-79%	169	236	-28%	42%	17%	35%	29%	31%
<b>TOTAL</b>	<b>11</b>	<b>11</b>	<b>0%</b>	<b>37</b>	<b>75</b>	<b>-51%</b>	<b>504</b>	<b>672</b>	<b>-25%</b>	<b>-8%</b>	<b>-22%</b>	<b>-17%</b>	<b>-17%</b>	<b>-20%</b>
Shooting Incidents	0	0	*	1	2	-50%	17	26	-35%	-6%	-23%	-39%	13%	-11%
Shooting Victims	0	0	*	2	2	0%	20	30	-33%	-9%	-20%	-46%	18%	-5%
*Juv Shooting Incidents	0	0	*	0	0	*	3	3	0%	-40%	50%	-63%	50%	50%
*Juv Shooting Victims	0	0	*	0	0	*	3	3	0%	-57%	50%	-63%	50%	50%
Theft (Misdemeanor)	8	8	0%	32	40	-20%	371	471	-21%	-4%	-20%	-26%	-48%	-11%

The above CompStat figures are posted on Monday, two weeks after closing date.

CompStat figures are preliminary and are subject to change through the course of further analysis and review. Crime statistics reflect Delaware Criminal Codes and differ from the crime categories of the FBI Uniform Crime Reporting Program.

\* All figures shown in **Juvenile Shooting Incidents** and **Juvenile Shooting Victims** are included in the **Shooting Incidents** and **Shooting Victims**.

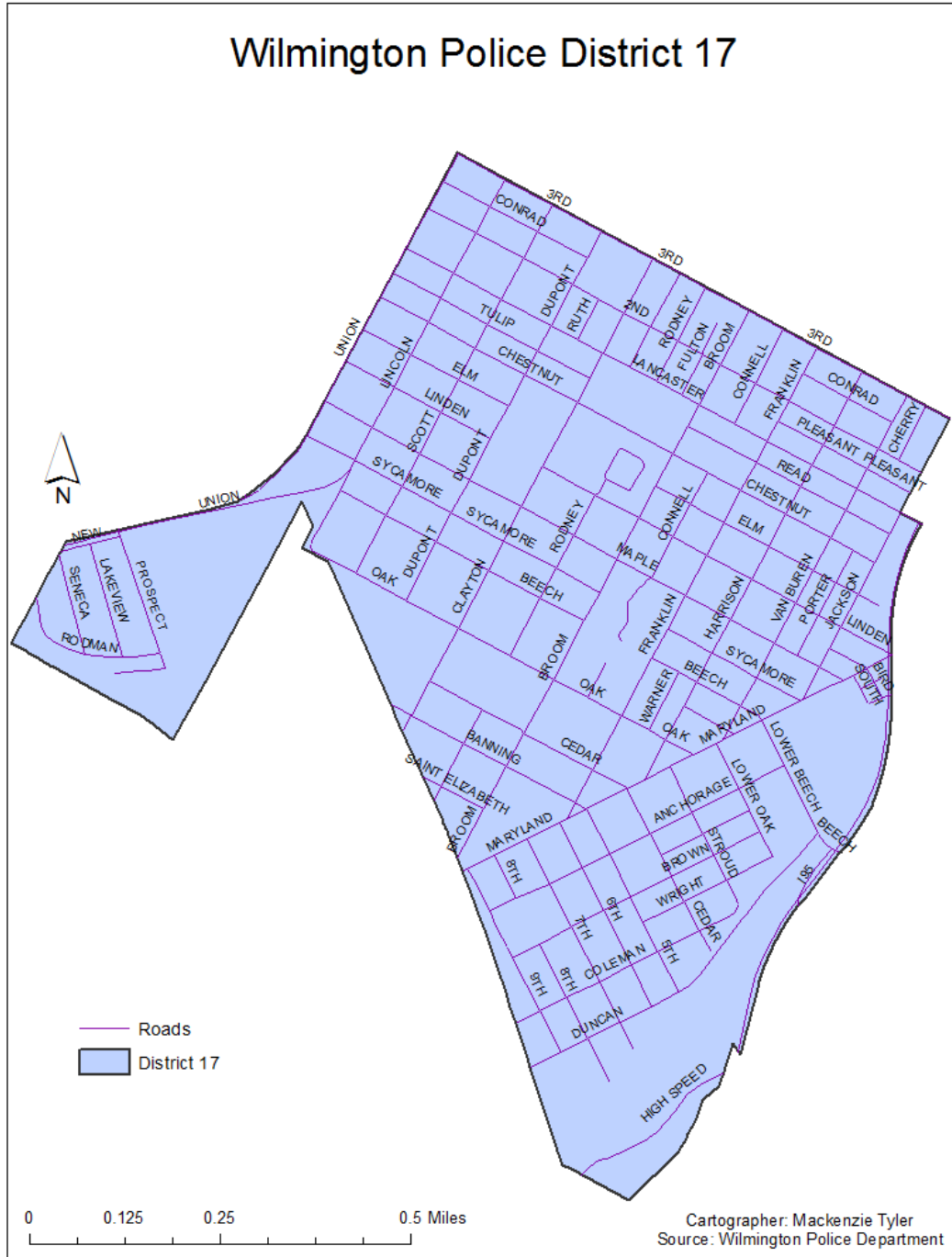


Michael S. Purzycki  
Mayor

# Wilmington Police Department



Wilfredo Campos  
Chief



The above CompStat figures are posted on Monday, two weeks after closing date.

CompStat figures are preliminary and are subject to change through the course of further analysis and review. Crime statistics reflect Delaware Criminal Codes and differ from the crime categories of the FBI Uniform Crime Reporting Program.



**Michael S. Purzycki**  
Mayor

# Wilmington Police Department



**Wilfredo Campos**  
Chief

Volume 8 Number 45

District 17

## CompStat

Report Covering the Week  
11/04/24 Through 11/10/24

### CRIME COMPLAINTS

	LAST 7 DAYS			LAST 28 DAYS			YEAR TO DATE			2 YR	3 YR	4 YR	5 YR	6 YR
	2024	2023	%CHG	2024	2023	%CHG	2024	2023	%CHG	%CHG	%CHG	%CHG	%CHG	%CHG
Murder	0	0	*	0	0	*	3	3	0%	0%	-25%	-50%	0%	-40%
Rape	0	0	*	0	0	*	0	2	-100%	-100%	-100%	*	-100%	-100%
Robbery	1	0	*	2	5	-60%	24	26	-8%	-27%	-40%	-45%	-41%	-48%
Agg. Assault	1	2	-50%	4	8	-50%	44	66	-33%	-41%	-53%	-35%	-29%	-42%
Burglary	2	0	*	6	4	50%	51	53	-4%	-16%	-4%	-37%	-50%	-50%
Felony Theft	0	0	*	2	2	0%	26	34	-24%	-21%	0%	-16%	13%	24%
Auto Theft	2	4	-50%	3	16	-81%	67	86	-22%	40%	-1%	29%	20%	18%
<b>TOTAL</b>	<b>6</b>	<b>6</b>	<b>0%</b>	<b>17</b>	<b>35</b>	<b>-51%</b>	<b>215</b>	<b>270</b>	<b>-20%</b>	<b>-15%</b>	<b>-25%</b>	<b>-24%</b>	<b>-25%</b>	<b>-31%</b>
Shooting Incidents	0	0	*	1	1	0%	12	16	-25%	-14%	-29%	-14%	50%	-8%
Shooting Victims	0	0	*	2	1	100%	15	20	-25%	-12%	-25%	-21%	50%	0%
*Juv Shooting Incidents	0	0	*	0	0	*	2	3	-33%	-60%	0%	-50%	0%	100%
*Juv Shooting Victims	0	0	*	0	0	*	2	3	-33%	-71%	0%	-50%	0%	100%
Theft (Misdemeanor)	2	3	-33%	8	10	-20%	96	103	-7%	-26%	-42%	-35%	-41%	-38%

The above CompStat figures are posted on Monday, two weeks after closing date.

CompStat figures are preliminary and are subject to change through the course of further analysis and review. Crime statistics reflect Delaware Criminal Codes and differ from the crime categories of the FBI Uniform Crime Reporting Program.

\* All figures shown in **Juvenile Shooting Incidents** and **Juvenile Shooting Victims** are included in the **Shooting Incidents** and **Shooting Victims**.

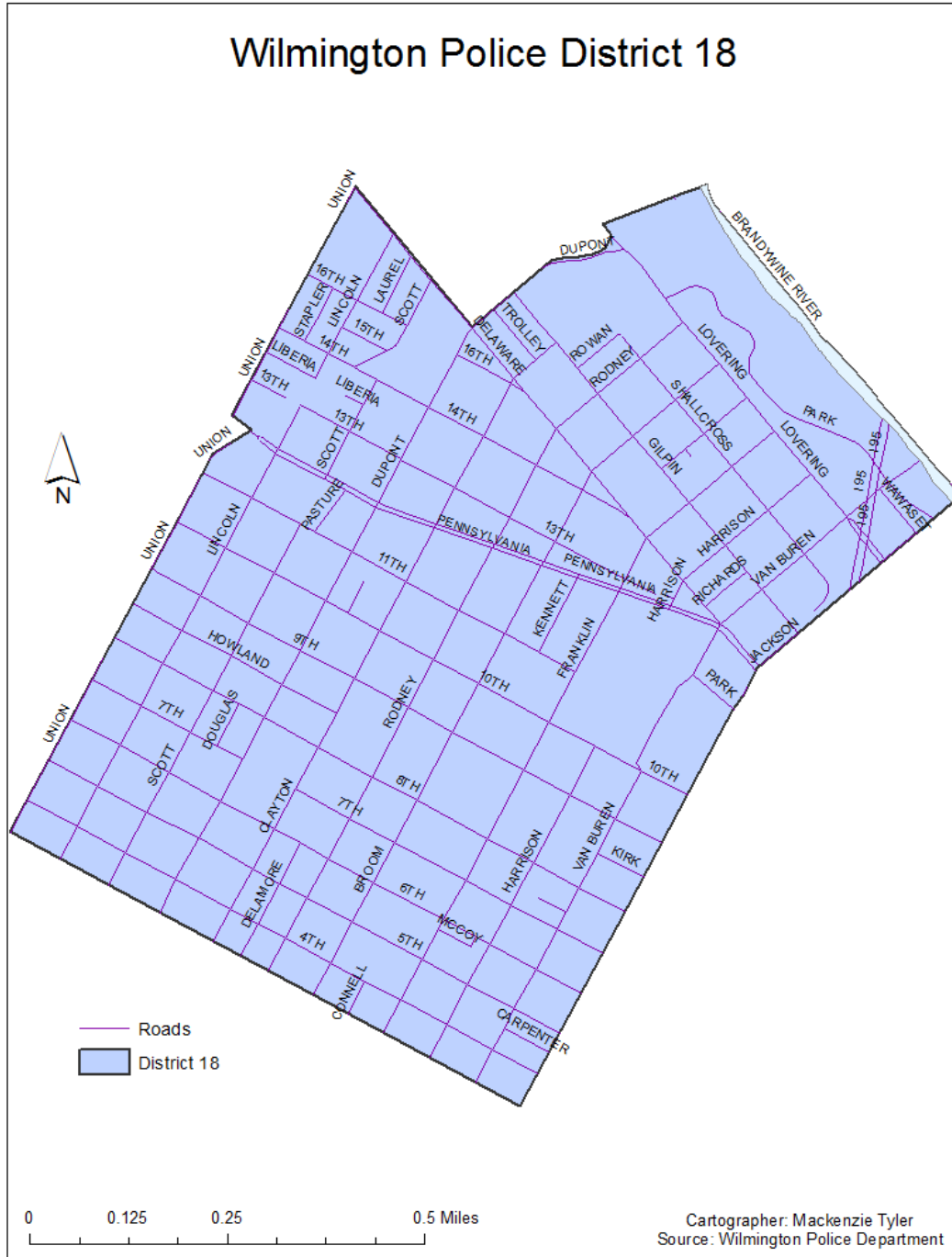


Michael S. Purzycki  
Mayor

# Wilmington Police Department



Wilfredo Campos  
Chief



The above CompStat figures are posted on Monday, two weeks after closing date.

CompStat figures are preliminary and are subject to change through the course of further analysis and review. Crime statistics reflect Delaware Criminal Codes and differ from the crime categories of the FBI Uniform Crime Reporting Program.





**Michael S. Purzycki**  
Mayor

# Wilmington Police Department



**Wilfredo Campos**  
Chief

Volume 8 Number 45

District 18

## CompStat

Report Covering the Week  
11/04/24 Through 11/10/24

### CRIME COMPLAINTS

	LAST 7 DAYS			LAST 28 DAYS			YEAR TO DATE			2 YR	3 YR	4 YR	5 YR	6 YR
	2024	2023	%CHG	2024	2023	%CHG	2024	2023	%CHG	%CHG	%CHG	%CHG	%CHG	%CHG
Murder	0	0	*	1	0	*	3	0	*	50%	0%	50%	0%	50%
Rape	0	0	*	0	0	*	0	2	-100%	-100%	*	-100%	*	-100%
Robbery	0	0	*	1	1	0%	16	34	-53%	-45%	-30%	-54%	-56%	-36%
Agg. Assault	0	1	-100%	2	7	-71%	36	50	-28%	29%	0%	-5%	3%	-12%
Burglary	1	0	*	2	4	-50%	33	50	-34%	-28%	-53%	-54%	-23%	-47%
Felony Theft	0	0	*	2	4	-50%	33	41	-20%	-30%	-43%	74%	-13%	-11%
Auto Theft	1	0	*	3	8	-63%	73	92	-21%	38%	30%	66%	38%	49%
<b>TOTAL</b>	<b>2</b>	<b>1</b>	<b>100%</b>	<b>11</b>	<b>24</b>	<b>-54%</b>	<b>194</b>	<b>269</b>	<b>-28%</b>	<b>-6%</b>	<b>-21%</b>	<b>-8%</b>	<b>-7%</b>	<b>-11%</b>
Shooting Incidents	0	0	*	0	1	-100%	4	6	-33%	0%	-20%	-67%	-33%	-20%
Shooting Victims	0	0	*	0	1	-100%	4	6	-33%	-20%	-20%	-75%	-33%	-20%
*Juv Shooting Incidents	0	0	*	0	0	*	1	0	*	*	*	-67%	*	0%
*Juv Shooting Victims	0	0	*	0	0	*	1	0	*	*	*	-67%	*	0%
Theft (Misdemeanor)	5	3	67%	18	22	-18%	188	264	-29%	13%	-7%	-31%	-49%	86%

The above CompStat figures are posted on Monday, two weeks after closing date.

CompStat figures are preliminary and are subject to change through the course of further analysis and review. Crime statistics reflect Delaware Criminal Codes and differ from the crime categories of the FBI Uniform Crime Reporting Program.

\* All figures shown in **Juvenile Shooting Incidents** and **Juvenile Shooting Victims** are included in the **Shooting Incidents** and **Shooting Victims**.





**Michael S. Purzycki**  
Mayor

# Wilmington Police Department



**Wilfredo Campos**  
Chief

Volume 8 Number 45

District 19

## CompStat

Report Covering the Week  
11/04/24 Through 11/10/24

### CRIME COMPLAINTS

	LAST 7 DAYS			LAST 28 DAYS			YEAR TO DATE			2 YR	3 YR	4 YR	5 YR	6 YR
	2024	2023	%CHG	2024	2023	%CHG	2024	2023	%CHG	%CHG	%CHG	%CHG	%CHG	%CHG
Murder	0	0	*	0	0	*	0	0	*	-100%	*	*	*	*
Rape	0	0	*	0	0	*	0	0	*	*	*	*	*	-100%
Robbery	2	0	*	2	3	-33%	8	12	-33%	-38%	14%	33%	-33%	-38%
Agg. Assault	0	0	*	1	1	0%	21	11	91%	163%	110%	110%	62%	91%
Burglary	1	1	0%	4	1	300%	17	28	-39%	-45%	-54%	-56%	-64%	-32%
Felony Theft	0	0	*	1	1	0%	20	24	-17%	5%	-50%	-38%	11%	-33%
Auto Theft	0	3	-100%	1	10	-90%	29	58	-50%	61%	38%	0%	32%	26%
<b>TOTAL</b>	<b>3</b>	<b>4</b>	<b>-25%</b>	<b>9</b>	<b>16</b>	<b>-44%</b>	<b>95</b>	<b>133</b>	<b>-29%</b>	<b>6%</b>	<b>-17%</b>	<b>-18%</b>	<b>-15%</b>	<b>-8%</b>
Shooting Incidents	0	0	*	0	0	*	1	4	-75%	*	*	-50%	0%	0%
Shooting Victims	0	0	*	0	0	*	1	4	-75%	*	*	-50%	0%	0%
*Juv Shooting Incidents	0	0	*	0	0	*	0	0	*	*	*	-100%	*	*
*Juv Shooting Victims	0	0	*	0	0	*	0	0	*	*	*	-100%	*	*
Theft (Misdemeanor)	1	2	-50%	6	8	-25%	87	104	-16%	-2%	-9%	4%	-52%	-46%

The above CompStat figures are posted on Monday, two weeks after closing date.

CompStat figures are preliminary and are subject to change through the course of further analysis and review. Crime statistics reflect Delaware Criminal Codes and differ from the crime categories of the FBI Uniform Crime Reporting Program.

\* All figures shown in **Juvenile Shooting Incidents** and **Juvenile Shooting Victims** are included in the **Shooting Incidents** and **Shooting Victims**.