



Michael S. Purzycki
Mayor

Wilmington Police Department



Wilfredo Campos
Chief

Volume 8 Number 45

Citywide

CompStat

Report Covering the Week
11/04/24 Through 11/10/24

CRIME COMPLAINTS

	LAST 7 DAYS			LAST 28 DAYS			YEAR TO DATE			2 YR	3 YR	4 YR	5 YR	6 YR
	2024	2023	%CHG	2024	2023	%CHG	2024	2023	%CHG	%CHG	%CHG	%CHG	%CHG	%CHG
Murder	0	0	*	4	0	*	22	13	69%	38%	-31%	-24%	22%	-4%
Rape	0	0	*	0	0	*	1	4	-75%	-86%	-80%	-89%	-92%	-92%
Robbery	5	4	25%	13	23	-43%	148	203	-27%	-20%	-19%	-34%	-43%	-49%
Agg. Assault	7	7	0%	27	40	-33%	297	370	-20%	-16%	-30%	-24%	-19%	-25%
Burglary	6	5	20%	39	23	70%	289	315	-8%	-19%	-27%	-38%	-39%	-37%
Felony Theft	5	4	25%	21	25	-16%	233	283	-18%	-19%	-21%	7%	-8%	-9%
Auto Theft	6	18	-67%	31	73	-58%	398	535	-26%	24%	13%	17%	13%	20%
TOTAL	29	38	-24%	135	184	-27%	1388	1723	-19%	-9%	-18%	-17%	-20%	-21%
Shooting Incidents	2	0	*	8	6	33%	75	83	-10%	1%	-27%	-39%	7%	14%
Shooting Victims	3	0	*	15	6	150%	94	99	-5%	-3%	-30%	-40%	7%	32%
*Juv Shooting Incidents	1	0	*	1	1	0%	13	14	-7%	-24%	-13%	-55%	-13%	117%
*Juv Shooting Victims	1	0	*	1	1	0%	14	15	-7%	-36%	-22%	-59%	-18%	133%
Theft (Misdemeanor)	23	23	0%	103	100	3%	887	991	-10%	-10%	-16%	-21%	-43%	-36%

The above CompStat figures are posted on Monday, two weeks after closing date.

CompStat figures are preliminary and are subject to change through the course of further analysis and review. Crime statistics reflect Delaware Criminal Codes and differ from the crime categories of the FBI Uniform Crime Reporting Program.

* All figures shown in **Juvenile Shooting Incidents** and **Juvenile Shooting Victims** are included in the **Shooting Incidents** and **Shooting Victims**.

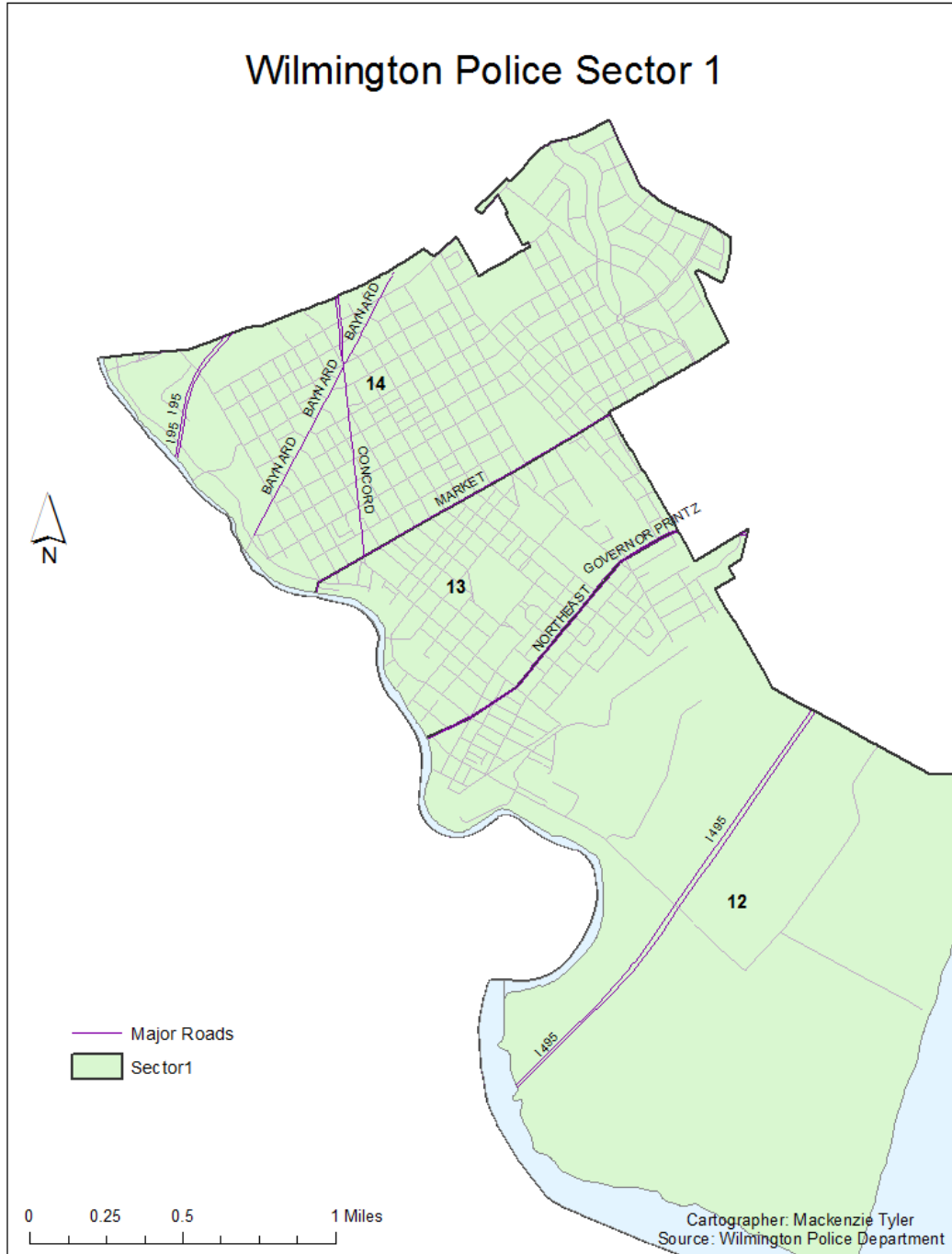


Michael S. Purzycki
Mayor

Wilmington Police Department



Wilfredo Campos
Chief



The above CompStat figures are posted on Monday, two weeks after closing date.

CompStat figures are preliminary and are subject to change through the course of further analysis and review. Crime statistics reflect Delaware Criminal Codes and differ from the crime categories of the FBI Uniform Crime Reporting Program.



Michael S. Purzycki
Mayor

Wilmington Police Department



Wilfredo Campos
Chief

Volume 8 Number 45

Sector 1

CompStat

Report Covering the Week
11/04/24 Through 11/10/24

CRIME COMPLAINTS

	LAST 7 DAYS			LAST 28 DAYS			YEAR TO DATE			2 YR	3 YR	4 YR	5 YR	6 YR
	2024	2023	%CHG	2024	2023	%CHG	2024	2023	%CHG	%CHG	%CHG	%CHG	%CHG	%CHG
Murder	0	0	*	2	0	*	9	7	29%	125%	-44%	13%	29%	-10%
Rape	0	0	*	0	0	*	1	0	*	-50%	350%	-75%	-80%	-67%
Robbery	2	1	100%	3	2	50%	31	45	-31%	-18%	-40%	-46%	-61%	-66%
Agg. Assault	3	1	200%	10	10	0%	88	78	13%	-2%	-28%	-34%	-31%	-33%
Burglary	2	2	0%	19	5	280%	84	71	18%	-22%	-12%	-32%	-39%	-46%
Felony Theft	4	4	0%	9	8	13%	64	85	-25%	-22%	-22%	5%	-25%	-7%
Auto Theft	2	6	-67%	18	32	-44%	145	161	-10%	26%	32%	28%	18%	12%
TOTAL	13	14	-7%	61	57	7%	422	447	-6%	-4%	-12%	-16%	-25%	-28%
Shooting Incidents	2	0	*	6	1	500%	30	28	7%	0%	-19%	-38%	7%	-3%
Shooting Victims	3	0	*	12	1	1100%	43	33	30%	2%	-4%	-30%	19%	34%
*Juv Shooting Incidents	1	0	*	1	0	*	7	6	17%	0%	40%	0%	-36%	75%
*Juv Shooting Victims	1	0	*	1	0	*	8	6	33%	0%	33%	0%	-38%	100%
Theft (Misdemeanor)	11	6	83%	38	24	58%	214	206	4%	-16%	-7%	-19%	-30%	-44%

The above CompStat figures are posted on Monday, two weeks after closing date.

CompStat figures are preliminary and are subject to change through the course of further analysis and review. Crime statistics reflect Delaware Criminal Codes and differ from the crime categories of the FBI Uniform Crime Reporting Program.

* All figures shown in **Juvenile Shooting Incidents** and **Juvenile Shooting Victims** are included in the **Shooting Incidents** and **Shooting Victims**.

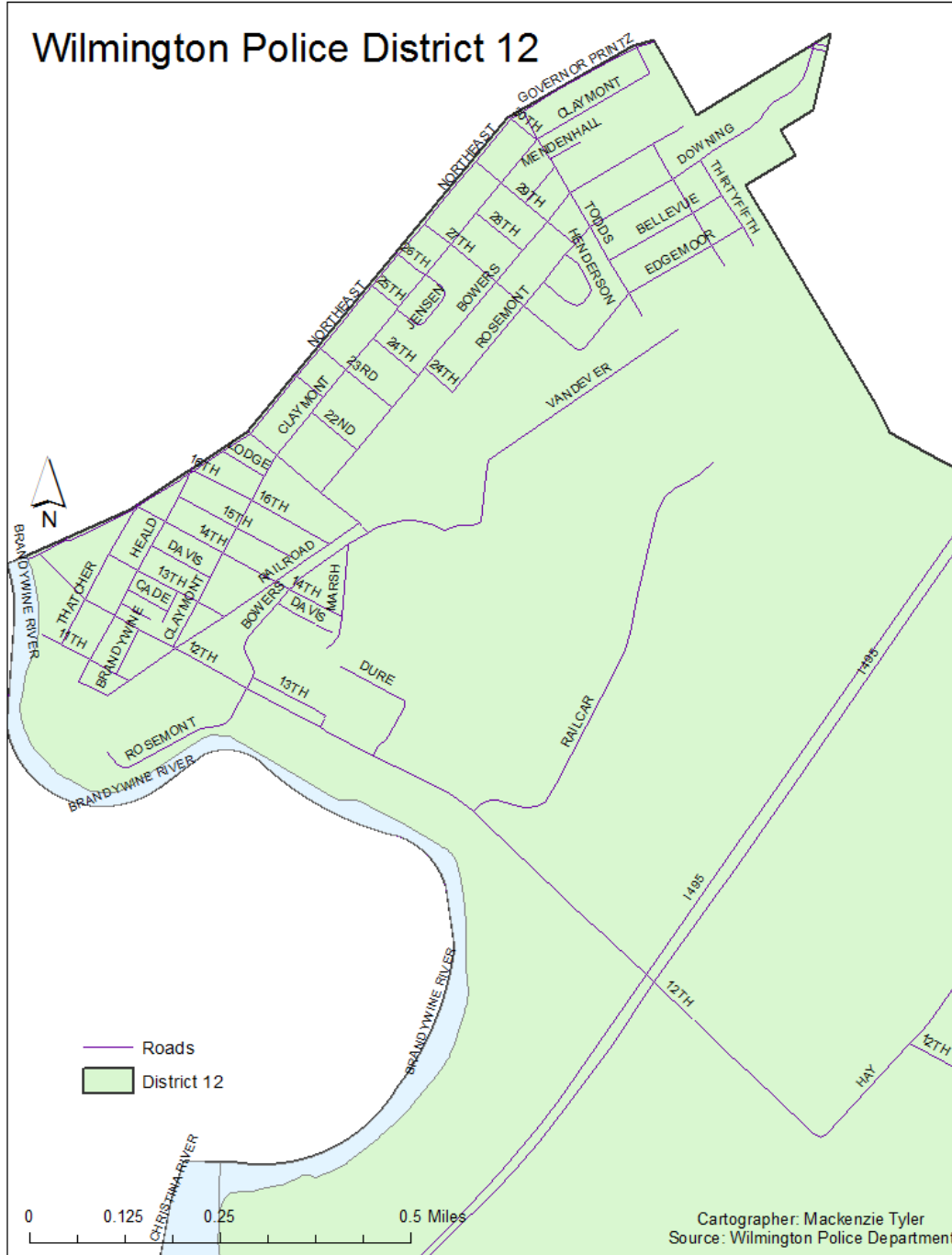


Michael S. Purzycki
Mayor

Wilmington Police Department



Wilfredo Campos
Chief



The above CompStat figures are posted on Monday, two weeks after closing date.

CompStat figures are preliminary and are subject to change through the course of further analysis and review. Crime statistics reflect Delaware Criminal Codes and differ from the crime categories of the FBI Uniform Crime Reporting Program.



Michael S. Purzycki
Mayor

Wilmington Police Department



Wilfredo Campos
Chief

Volume 8 Number 45

District 12

CompStat

Report Covering the Week
11/04/24 Through 11/10/24

CRIME COMPLAINTS

	LAST 7 DAYS			LAST 28 DAYS			YEAR TO DATE			2 YR	3 YR	4 YR	5 YR	6 YR
	2024	2023	%CHG	2024	2023	%CHG	2024	2023	%CHG	%CHG	%CHG	%CHG	%CHG	%CHG
Murder	0	0	*	1	0	*	1	2	-50%	0%	-67%	0%	*	0%
Rape	0	0	*	0	0	*	0	0	*	*	*	*	-100%	-100%
Robbery	1	1	0%	0	2	-100%	8	9	-11%	*	-27%	14%	-56%	-33%
Agg. Assault	0	0	*	1	3	-67%	6	21	-71%	-40%	-65%	-71%	-68%	-70%
Burglary	0	0	*	1	1	0%	12	18	-33%	-25%	50%	-25%	-33%	-14%
Felony Theft	1	0	*	1	0	*	7	12	-42%	-50%	-36%	133%	-42%	-36%
Auto Theft	0	0	*	1	0	*	14	9	56%	0%	-39%	27%	-18%	-26%
TOTAL	2	1	100%	5	6	-17%	48	71	-32%	-13%	-34%	-19%	-44%	-38%
Shooting Incidents	0	0	*	1	0	*	2	6	-67%	0%	-75%	-67%	0%	-50%
Shooting Victims	0	0	*	4	0	*	6	7	-14%	50%	-25%	-33%	100%	50%
*Juv Shooting Incidents	0	0	*	0	0	*	0	1	-100%	*	*	-100%	-100%	*
*Juv Shooting Victims	0	0	*	0	0	*	0	1	-100%	*	*	-100%	-100%	*
Theft (Misdemeanor)	0	0	*	2	4	-50%	30	41	-27%	-43%	-12%	-19%	-45%	-39%

The above CompStat figures are posted on Monday, two weeks after closing date.

CompStat figures are preliminary and are subject to change through the course of further analysis and review. Crime statistics reflect Delaware Criminal Codes and differ from the crime categories of the FBI Uniform Crime Reporting Program.

* All figures shown in **Juvenile Shooting Incidents** and **Juvenile Shooting Victims** are included in the **Shooting Incidents** and **Shooting Victims**.




Michael S. Purzycki
Mayor

Wilmington Police Department



Wilfredo Campos
Chief

Wilmington Police District 13



The above CompStat figures are posted on Monday, two weeks after closing date.

CompStat figures are preliminary and are subject to change through the course of further analysis and review. Crime statistics reflect Delaware Criminal Codes and differ from the crime categories of the FBI Uniform Crime Reporting Program.



Michael S. Purzycki
Mayor

Wilmington Police Department



Wilfredo Campos
Chief

Volume 8 Number 45

District 13

CompStat

Report Covering the Week
11/04/24 Through 11/10/24

CRIME COMPLAINTS

	LAST 7 DAYS			LAST 28 DAYS			YEAR TO DATE			2 YR	3 YR	4 YR	5 YR	6 YR
	2024	2023	%CHG	2024	2023	%CHG	2024	2023	%CHG	%CHG	%CHG	%CHG	%CHG	%CHG
Murder	0	0	*	0	0	*	6	5	20%	500%	50%	-14%	50%	-25%
Rape	0	0	*	0	0	*	1	0	*	-50%	*	-50%	0%	0%
Robbery	1	0	*	2	0	*	9	15	-40%	-31%	-36%	-63%	-69%	-76%
Agg. Assault	1	1	0%	2	4	-50%	33	8	313%	18%	-15%	-35%	-13%	-44%
Burglary	1	1	0%	6	1	500%	24	17	41%	-37%	-37%	-49%	-47%	-64%
Felony Theft	1	2	-50%	3	2	50%	16	27	-41%	-20%	-6%	7%	-24%	14%
Auto Theft	0	2	-100%	0	9	-100%	36	49	-27%	-8%	-8%	6%	16%	-12%
TOTAL	4	6	-33%	13	16	-19%	125	121	3%	-11%	-17%	-31%	-26%	-45%
Shooting Incidents	1	0	*	2	0	*	19	13	46%	12%	73%	-14%	46%	6%
Shooting Victims	2	0	*	3	0	*	24	17	41%	20%	50%	-17%	71%	26%
*Juv Shooting Incidents	1	0	*	1	0	*	5	1	400%	150%	*	*	150%	67%
*Juv Shooting Victims	1	0	*	1	0	*	5	1	400%	67%	*	*	150%	67%
Theft (Misdemeanor)	3	3	0%	9	7	29%	53	61	-13%	-10%	-31%	-20%	-35%	-58%

The above CompStat figures are posted on Monday, two weeks after closing date.

CompStat figures are preliminary and are subject to change through the course of further analysis and review. Crime statistics reflect Delaware Criminal Codes and differ from the crime categories of the FBI Uniform Crime Reporting Program.

* All figures shown in **Juvenile Shooting Incidents** and **Juvenile Shooting Victims** are included in the **Shooting Incidents** and **Shooting Victims**.




Michael S. Purzycki
Mayor

Wilmington Police Department



Wilfredo Campos
Chief

Wilmington Police District 14



The above CompStat figures are posted on Monday, two weeks after closing date.

CompStat figures are preliminary and are subject to change through the course of further analysis and review. Crime statistics reflect Delaware Criminal Codes and differ from the crime categories of the FBI Uniform Crime Reporting Program.



Michael S. Purzycki
Mayor

Wilmington Police Department



Wilfredo Campos
Chief

Volume 8 Number 45

District 14

CompStat

Report Covering the Week
11/04/24 Through 11/10/24

CRIME COMPLAINTS

	LAST 7 DAYS			LAST 28 DAYS			YEAR TO DATE			2 YR	3 YR	4 YR	5 YR	6 YR
	2024	2023	%CHG	2024	2023	%CHG	2024	2023	%CHG	%CHG	%CHG	%CHG	%CHG	%CHG
Murder	0	0	*	1	0	*	2	0	*	0%	-78%	*	-33%	100%
Rape	0	0	*	0	0	*	0	0	*	*	-100%	-100%	-100%	-100%
Robbery	0	0	*	1	0	33%	14	21	-33%	-44%	-48%	-46%	-58%	-67%
Agg. Assault	2	0	*	7	3	133%	49	49	0%	-6%	-26%	-21%	-31%	-6%
Burglary	1	1	0%	12	3	300%	48	36	33%	-11%	-2%	-21%	-36%	-35%
Felony Theft	2	2	0%	5	6	-17%	41	46	-11%	-15%	-24%	-5%	-21%	-7%
Auto Theft	2	4	-50%	17	23	-26%	95	103	-8%	53%	98%	40%	27%	36%
TOTAL	7	7	0%	43	35	23%	249	255	-2%	2%	-2%	-5%	-20%	-12%
Shooting Incidents	1	0	*	3	1	200%	9	9	0%	-18%	-50%	-55%	-31%	0%
Shooting Victims	1	0	*	5	1	400%	13	9	44%	-28%	-38%	-43%	-32%	44%
*Juv Shooting Incidents	0	0	*	0	0	*	2	4	-50%	-60%	-60%	-67%	-75%	100%
*Juv Shooting Victims	0	0	*	0	0	*	3	4	-25%	-40%	-50%	-50%	-70%	200%
Theft (Misdemeanor)	8	3	167%	27	13	108%	131	104	26%	-8%	11%	-19%	-22%	-36%

The above CompStat figures are posted on Monday, two weeks after closing date.

CompStat figures are preliminary and are subject to change through the course of further analysis and review. Crime statistics reflect Delaware Criminal Codes and differ from the crime categories of the FBI Uniform Crime Reporting Program.

* All figures shown in **Juvenile Shooting Incidents** and **Juvenile Shooting Victims** are included in the **Shooting Incidents** and **Shooting Victims**.



Michael S. Purzycki
Mayor

Wilmington Police Department



Wilfredo Campos
Chief



The above CompStat figures are posted on Monday, two weeks after closing date.

CompStat figures are preliminary and are subject to change through the course of further analysis and review. Crime statistics reflect Delaware Criminal Codes and differ from the crime categories of the FBI Uniform Crime Reporting Program.



Michael S. Purzycki
Mayor

Wilmington Police Department



Wilfredo Campos
Chief

Volume 8 Number 45

Sector 2

CompStat

Report Covering the Week
11/04/24 Through 11/10/24

CRIME COMPLAINTS

	LAST 7 DAYS			LAST 28 DAYS			YEAR TO DATE			2 YR	3 YR	4 YR	5 YR	6 YR
	2024	2023	%CHG	2024	2023	%CHG	2024	2023	%CHG	%CHG	%CHG	%CHG	%CHG	%CHG
Murder	0	0	*	1	0	*	7	3	133%	17%	-22%	-46%	40%	17%
Rape	0	0	*	0	0	*	0	0	*	-100%	-100%	-100%	-100%	-100%
Robbery	0	3	-100%	5	12	-58%	69	86	-20%	-4%	13%	-17%	-23%	-39%
Agg. Assault	3	3	0%	10	14	-29%	108	165	-35%	-29%	-35%	-23%	-15%	-21%
Burglary	0	2	-100%	8	9	-11%	104	113	-8%	-8%	-26%	-30%	-28%	-9%
Felony Theft	1	0	*	7	10	-30%	90	99	-9%	-16%	1%	22%	2%	-9%
Auto Theft	1	5	-80%	6	7	-14%	84	138	-39%	-3%	-13%	-18%	-13%	14%
TOTAL	5	13	-62%	37	52	-29%	462	604	-24%	-14%	-18%	-19%	-17%	-16%
Shooting Incidents	0	0	*	1	3	-67%	28	29	-3%	8%	-36%	-40%	4%	75%
Shooting Victims	0	0	*	1	3	-67%	31	36	-14%	-6%	-52%	-47%	-11%	72%
*Juv Shooting Incidents	0	0	*	0	1	-100%	3	5	-40%	-40%	-63%	-79%	50%	*
*Juv Shooting Victims	0	0	*	0	1	-100%	3	6	-50%	-57%	-70%	-83%	50%	*
Theft (Misdemeanor)	4	9	-56%	33	36	-8%	302	314	-4%	-13%	-18%	-14%	-42%	-48%

The above CompStat figures are posted on Monday, two weeks after closing date.

CompStat figures are preliminary and are subject to change through the course of further analysis and review. Crime statistics reflect Delaware Criminal Codes and differ from the crime categories of the FBI Uniform Crime Reporting Program.

* All figures shown in **Juvenile Shooting Incidents** and **Juvenile Shooting Victims** are included in the **Shooting Incidents** and **Shooting Victims**.



Michael S. Purzycki
Mayor

Wilmington Police Department



Wilfredo Campos
Chief

Volume 8 Number 45

District 10

CompStat

Report Covering the Week
11/04/24 Through 11/10/24

CRIME COMPLAINTS

	LAST 7 DAYS			LAST 28 DAYS			YEAR TO DATE			2 YR	3 YR	4 YR	5 YR	6 YR
	2024	2023	%CHG	2024	2023	%CHG	2024	2023	%CHG	%CHG	%CHG	%CHG	%CHG	%CHG
Murder	0	0	*	0	0	*	1	1	0%	0%	0%	*	*	*
Rape	0	0	*	0	0	*	0	0	*	-100%	*	*	*	*
Robbery	0	0	*	1	1	0%	14	7	100%	56%	133%	27%	17%	8%
Agg. Assault	0	0	*	0	1	-100%	5	16	-69%	-67%	-78%	-67%	-62%	-44%
Burglary	0	0	*	2	2	0%	12	17	-29%	33%	-14%	-37%	-45%	-40%
Felony Theft	0	0	*	1	1	0%	8	16	-50%	-64%	-56%	167%	-20%	33%
Auto Theft	0	1	-100%	0	2	-100%	15	39	-62%	-6%	36%	-17%	-6%	88%
TOTAL	0	1	-100%	4	7	-43%	55	96	-43%	-25%	-25%	-17%	-25%	-2%
Shooting Incidents	0	0	*	0	0	*	3	5	-40%	0%	-50%	0%	200%	*
Shooting Victims	0	0	*	0	0	*	4	8	-50%	33%	-60%	33%	300%	*
*Juv Shooting Incidents	0	0	*	0	0	*	1	0	*	0%	0%	0%	*	*
*Juv Shooting Victims	0	0	*	0	0	*	1	0	*	0%	0%	0%	*	*
Theft (Misdemeanor)	0	3	-100%	4	4	0%	32	48	-33%	-38%	-33%	-27%	-53%	-53%

The above CompStat figures are posted on Monday, two weeks after closing date.

CompStat figures are preliminary and are subject to change through the course of further analysis and review. Crime statistics reflect Delaware Criminal Codes and differ from the crime categories of the FBI Uniform Crime Reporting Program.

* All figures shown in **Juvenile Shooting Incidents** and **Juvenile Shooting Victims** are included in the **Shooting Incidents** and **Shooting Victims**.



Michael S. Purzycki
Mayor

Wilmington Police Department



Wilfredo Campos
Chief



The above CompStat figures are posted on Monday, two weeks after closing date.

CompStat figures are preliminary and are subject to change through the course of further analysis and review. Crime statistics reflect Delaware Criminal Codes and differ from the crime categories of the FBI Uniform Crime Reporting Program.



Michael S. Purzycki
Mayor

Wilmington Police Department



Wilfredo Campos
Chief

Volume 8 Number 45

District 11

CompStat

Report Covering the Week
11/04/24 Through 11/10/24

CRIME COMPLAINTS

	LAST 7 DAYS			LAST 28 DAYS			YEAR TO DATE			2 YR	3 YR	4 YR	5 YR	6 YR
	2024	2023	%CHG	2024	2023	%CHG	2024	2023	%CHG	%CHG	%CHG	%CHG	%CHG	%CHG
Murder	0	0	*	1	0	*	4	2	100%	100%	0%	-50%	100%	33%
Rape	0	0	*	0	0	*	0	0	*	-100%	*	*	-100%	-100%
Robbery	0	1	-100%	1	4	-75%	14	24	-42%	-39%	-44%	-52%	-61%	-63%
Agg. Assault	1	2	-50%	3	6	-50%	47	67	-30%	-28%	-32%	-23%	-13%	-19%
Burglary	0	1	-100%	2	3	-33%	41	33	24%	-15%	-24%	-41%	-32%	-7%
Felony Theft	0	0	*	2	5	-60%	39	31	26%	22%	56%	30%	70%	11%
Auto Theft	1	2	-50%	3	3	0%	35	38	-8%	9%	21%	-17%	-5%	21%
TOTAL	2	6	-67%	12	21	-43%	180	195	-8%	-12%	-13%	-25%	-17%	-15%
Shooting Incidents	0	0	*	0	1	-100%	7	10	-30%	-22%	-53%	-67%	-42%	0%
Shooting Victims	0	0	*	0	1	-100%	7	13	-46%	-46%	-70%	-76%	-61%	-22%
*Juv Shooting Incidents	0	0	*	0	0	*	0	2	-100%	-100%	-100%	-100%	-100%	*
*Juv Shooting Victims	0	0	*	0	0	*	0	3	-100%	-100%	-100%	-100%	-100%	*
Theft (Misdemeanor)	1	2	-50%	8	9	-11%	97	91	7%	-7%	10%	-8%	-41%	-47%

The above CompStat figures are posted on Monday, two weeks after closing date.

CompStat figures are preliminary and are subject to change through the course of further analysis and review. Crime statistics reflect Delaware Criminal Codes and differ from the crime categories of the FBI Uniform Crime Reporting Program.

* All figures shown in **Juvenile Shooting Incidents** and **Juvenile Shooting Victims** are included in the **Shooting Incidents** and **Shooting Victims**.

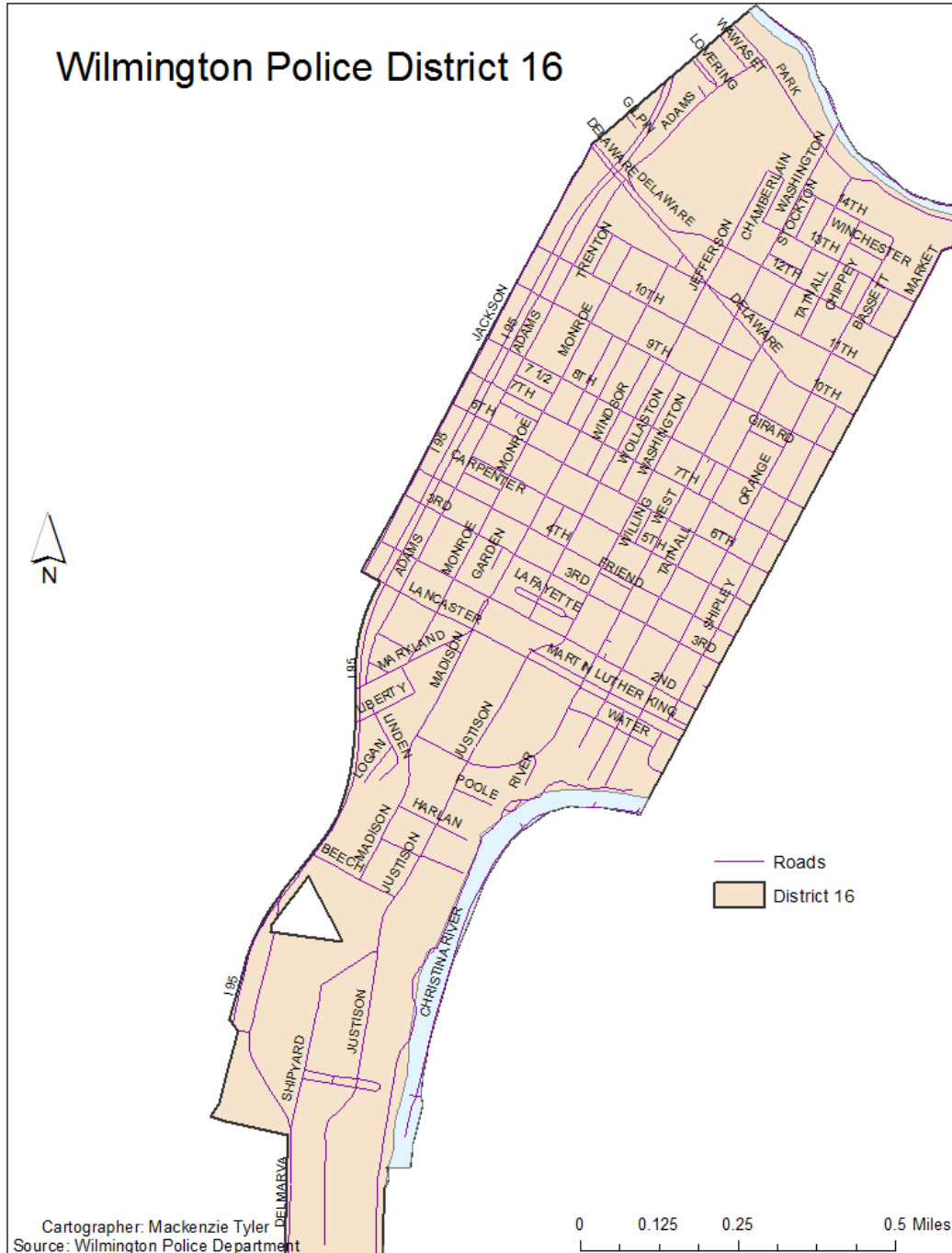


Michael S. Purzycki
Mayor

Wilmington Police Department



Wilfredo Campos
Chief



The above CompStat figures are posted on Monday, two weeks after closing date.

CompStat figures are preliminary and are subject to change through the course of further analysis and review. Crime statistics reflect Delaware Criminal Codes and differ from the crime categories of the FBI Uniform Crime Reporting Program.



Michael S. Purzycki
Mayor

Wilmington Police Department



Wilfredo Campos
Chief

Volume 8 Number 45

District 16

CompStat

Report Covering the Week
11/04/24 Through 11/10/24

CRIME COMPLAINTS

	LAST 7 DAYS			LAST 28 DAYS			YEAR TO DATE			2 YR	3 YR	4 YR	5 YR	6 YR
	2024	2023	%CHG	2024	2023	%CHG	2024	2023	%CHG	%CHG	%CHG	%CHG	%CHG	%CHG
Murder	0	0	*	0	0	*	2	0	*	-33%	-50%	-60%	-33%	-33%
Rape	0	0	*	0	0	*	0	0	*	*	-100%	-100%	-100%	-100%
Robbery	0	2	-100%	3	7	-57%	41	55	-25%	3%	37%	-5%	-2%	-34%
Agg. Assault	2	1	100%	7	7	0%	56	82	-32%	-22%	-23%	-14%	-7%	-20%
Burglary	0	1	-100%	4	4	0%	51	63	-19%	-9%	-30%	-15%	-19%	2%
Felony Theft	1	0	*	4	4	0%	43	52	-17%	-19%	-7%	5%	-22%	-26%
Auto Theft	0	2	-100%	3	2	50%	34	61	-44%	-13%	-39%	-21%	-23%	-8%
TOTAL	3	6	-50%	21	24	-13%	227	313	-27%	-14%	-20%	-13%	-16%	-20%
Shooting Incidents	0	0	*	1	2	-50%	18	14	29%	29%	-22%	-22%	29%	100%
Shooting Victims	0	0	*	1	2	-50%	20	15	33%	18%	-35%	-23%	25%	122%
*Juv Shooting Incidents	0	0	*	0	1	-100%	2	3	-33%	0%	-50%	-60%	100%	*
*Juv Shooting Victims	0	0	*	0	1	-100%	2	3	-33%	0%	-67%	-60%	100%	*
Theft (Misdemeanor)	3	4	-25%	21	23	-9%	173	175	-1%	-10%	-25%	-14%	-40%	-48%

The above CompStat figures are posted on Monday, two weeks after closing date.

CompStat figures are preliminary and are subject to change through the course of further analysis and review. Crime statistics reflect Delaware Criminal Codes and differ from the crime categories of the FBI Uniform Crime Reporting Program.

* All figures shown in **Juvenile Shooting Incidents** and **Juvenile Shooting Victims** are included in the **Shooting Incidents** and **Shooting Victims**.

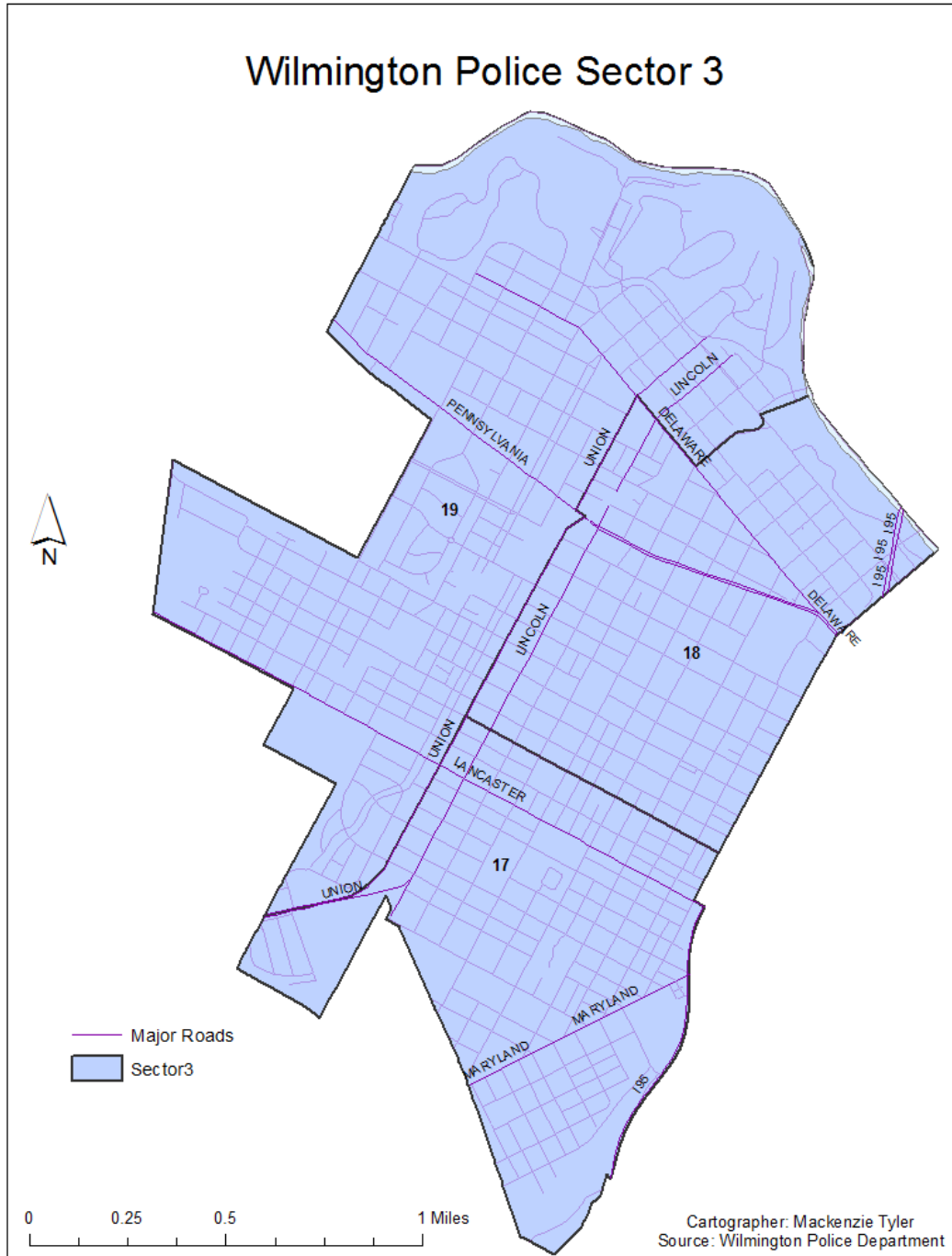


Michael S. Purzycki
Mayor

Wilmington Police Department



Wilfredo Campos
Chief



The above CompStat figures are posted on Monday, two weeks after closing date.

CompStat figures are preliminary and are subject to change through the course of further analysis and review. Crime statistics reflect Delaware Criminal Codes and differ from the crime categories of the FBI Uniform Crime Reporting Program.



Michael S. Purzycki
Mayor

Wilmington Police Department



Wilfredo Campos
Chief

Volume 8 Number 45

Sector 3

CompStat

Report Covering the Week
11/04/24 Through 11/10/24

CRIME COMPLAINTS

	LAST 7 DAYS			LAST 28 DAYS			YEAR TO DATE			2 YR	3 YR	4 YR	5 YR	6 YR
	2024	2023	%CHG	2024	2023	%CHG	2024	2023	%CHG	%CHG	%CHG	%CHG	%CHG	%CHG
Murder	0	0	*	1	0	*	6	3	100%	0%	-14%	-25%	0%	-14%
Rape	0	0	*	0	0	*	0	4	-100%	-100%	-100%	-100%	-100%	-100%
Robbery	3	0	*	5	9	-44%	48	72	-33%	-36%	-31%	-44%	-46%	-43%
Agg. Assault	1	3	-67%	7	16	-56%	101	127	-20%	-9%	-27%	-13%	-8%	-21%
Burglary	4	1	300%	12	9	33%	101	131	-23%	-27%	-37%	-47%	-47%	-47%
Felony Theft	0	0	*	5	7	-29%	79	99	-20%	-20%	-36%	-4%	0%	-10%
Auto Theft	3	7	-57%	7	34	-79%	169	236	-28%	42%	17%	35%	29%	31%
TOTAL	11	11	0%	37	75	-51%	504	672	-25%	-8%	-22%	-17%	-17%	-20%
Shooting Incidents	0	0	*	1	2	-50%	17	26	-35%	-6%	-23%	-39%	13%	-11%
Shooting Victims	0	0	*	2	2	0%	20	30	-33%	-9%	-20%	-46%	18%	-5%
*Juv Shooting Incidents	0	0	*	0	0	*	3	3	0%	-40%	50%	-63%	50%	50%
*Juv Shooting Victims	0	0	*	0	0	*	3	3	0%	-57%	50%	-63%	50%	50%
Theft (Misdemeanor)	8	8	0%	32	40	-20%	371	471	-21%	-4%	-20%	-26%	-48%	-11%

The above CompStat figures are posted on Monday, two weeks after closing date.

CompStat figures are preliminary and are subject to change through the course of further analysis and review. Crime statistics reflect Delaware Criminal Codes and differ from the crime categories of the FBI Uniform Crime Reporting Program.

* All figures shown in **Juvenile Shooting Incidents** and **Juvenile Shooting Victims** are included in the **Shooting Incidents** and **Shooting Victims**.

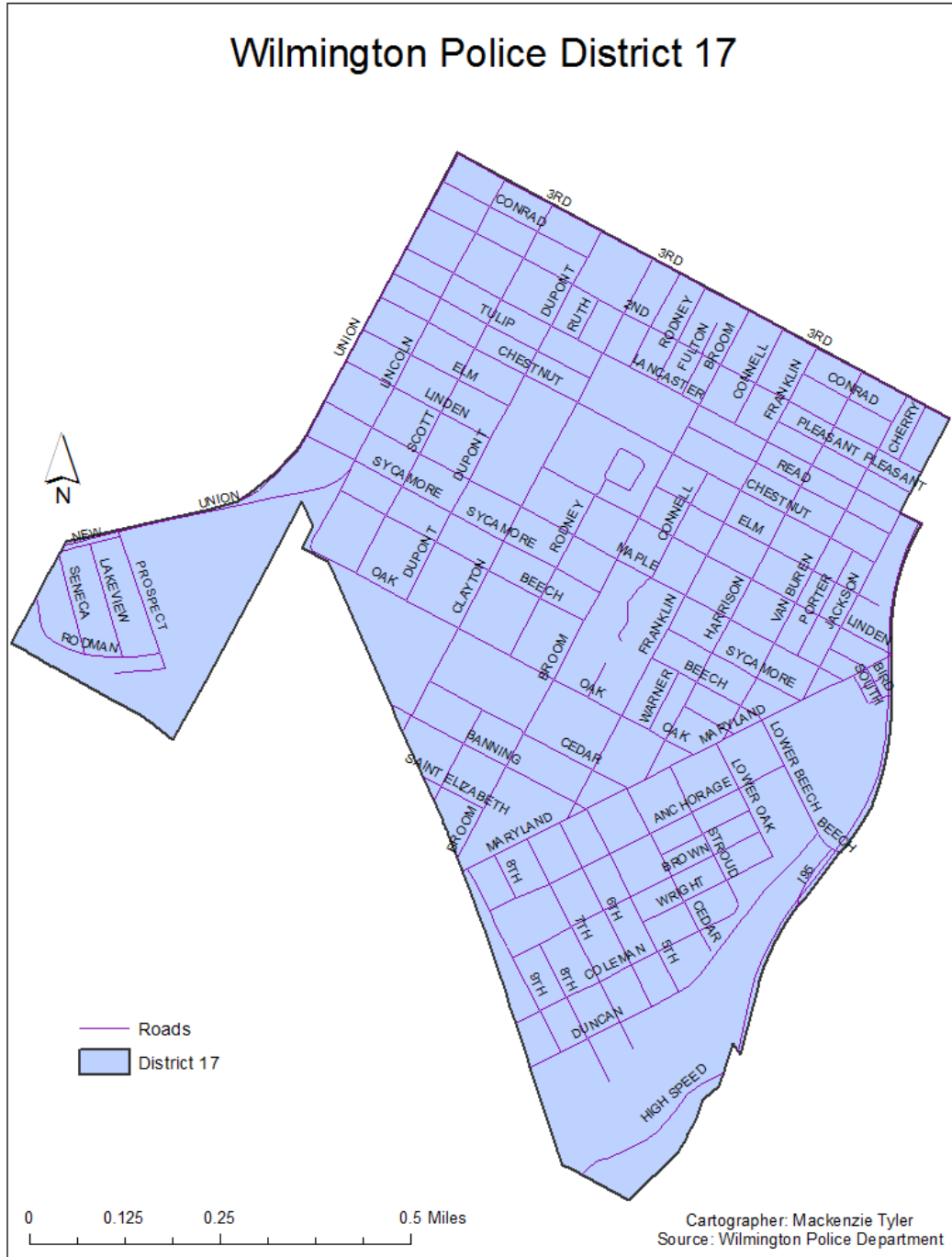


Michael S. Purzycki
Mayor

Wilmington Police Department



Wilfredo Campos
Chief



The above CompStat figures are posted on Monday, two weeks after closing date.

CompStat figures are preliminary and are subject to change through the course of further analysis and review. Crime statistics reflect Delaware Criminal Codes and differ from the crime categories of the FBI Uniform Crime Reporting Program.



Michael S. Purzycki
Mayor

Wilmington Police Department



Wilfredo Campos
Chief

Volume 8 Number 45

District 17

CompStat

Report Covering the Week
11/04/24 Through 11/10/24

CRIME COMPLAINTS

	LAST 7 DAYS			LAST 28 DAYS			YEAR TO DATE			2 YR	3 YR	4 YR	5 YR	6 YR
	2024	2023	%CHG	2024	2023	%CHG	2024	2023	%CHG	%CHG	%CHG	%CHG	%CHG	%CHG
Murder	0	0	*	0	0	*	3	3	0%	0%	-25%	-50%	0%	-40%
Rape	0	0	*	0	0	*	0	2	-100%	-100%	-100%	*	-100%	-100%
Robbery	1	0	*	2	5	-60%	24	26	-8%	-27%	-40%	-45%	-41%	-48%
Agg. Assault	1	2	-50%	4	8	-50%	44	66	-33%	-41%	-53%	-35%	-29%	-42%
Burglary	2	0	*	6	4	50%	51	53	-4%	-16%	-4%	-37%	-50%	-50%
Felony Theft	0	0	*	2	2	0%	26	34	-24%	-21%	0%	-16%	13%	24%
Auto Theft	2	4	-50%	3	16	-81%	67	86	-22%	40%	-1%	29%	20%	18%
TOTAL	6	6	0%	17	35	-51%	215	270	-20%	-15%	-25%	-24%	-25%	-31%
Shooting Incidents	0	0	*	1	1	0%	12	16	-25%	-14%	-29%	-14%	50%	-8%
Shooting Victims	0	0	*	2	1	100%	15	20	-25%	-12%	-25%	-21%	50%	0%
*Juv Shooting Incidents	0	0	*	0	0	*	2	3	-33%	-60%	0%	-50%	0%	100%
*Juv Shooting Victims	0	0	*	0	0	*	2	3	-33%	-71%	0%	-50%	0%	100%
Theft (Misdemeanor)	2	3	-33%	8	10	-20%	96	103	-7%	-26%	-42%	-35%	-41%	-38%

The above CompStat figures are posted on Monday, two weeks after closing date.

CompStat figures are preliminary and are subject to change through the course of further analysis and review. Crime statistics reflect Delaware Criminal Codes and differ from the crime categories of the FBI Uniform Crime Reporting Program.

* All figures shown in **Juvenile Shooting Incidents** and **Juvenile Shooting Victims** are included in the **Shooting Incidents** and **Shooting Victims**.

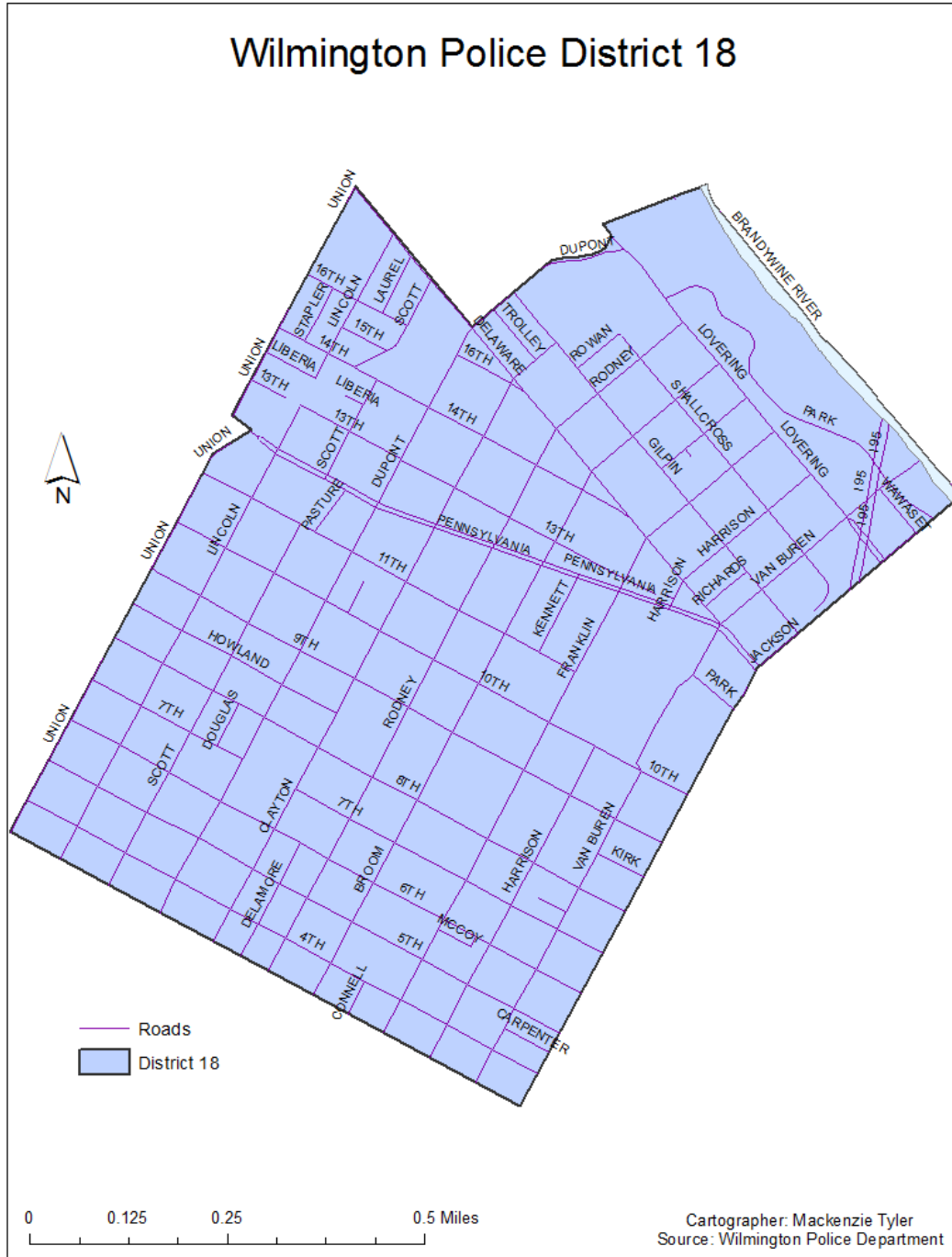


Michael S. Purzycki
Mayor

Wilmington Police Department



Wilfredo Campos
Chief



The above CompStat figures are posted on Monday, two weeks after closing date.

CompStat figures are preliminary and are subject to change through the course of further analysis and review. Crime statistics reflect Delaware Criminal Codes and differ from the crime categories of the FBI Uniform Crime Reporting Program.



Michael S. Purzycki
Mayor

Wilmington Police Department



Wilfredo Campos
Chief

Volume 8 Number 45

District 18

CompStat

Report Covering the Week
11/04/24 Through 11/10/24

CRIME COMPLAINTS

	LAST 7 DAYS			LAST 28 DAYS			YEAR TO DATE			2 YR	3 YR	4 YR	5 YR	6 YR
	2024	2023	%CHG	2024	2023	%CHG	2024	2023	%CHG	%CHG	%CHG	%CHG	%CHG	%CHG
Murder	0	0	*	1	0	*	3	0	*	50%	0%	50%	0%	50%
Rape	0	0	*	0	0	*	0	2	-100%	-100%	*	-100%	*	-100%
Robbery	0	0	*	1	1	0%	16	34	-53%	-45%	-30%	-54%	-56%	-36%
Agg. Assault	0	1	-100%	2	7	-71%	36	50	-28%	29%	0%	-5%	3%	-12%
Burglary	1	0	*	2	4	-50%	33	50	-34%	-28%	-53%	-54%	-23%	-47%
Felony Theft	0	0	*	2	4	-50%	33	41	-20%	-30%	-43%	74%	-13%	-11%
Auto Theft	1	0	*	3	8	-63%	73	92	-21%	38%	30%	66%	38%	49%
TOTAL	2	1	100%	11	24	-54%	194	269	-28%	-6%	-21%	-8%	-7%	-11%
Shooting Incidents	0	0	*	0	1	-100%	4	6	-33%	0%	-20%	-67%	-33%	-20%
Shooting Victims	0	0	*	0	1	-100%	4	6	-33%	-20%	-20%	-75%	-33%	-20%
*Juv Shooting Incidents	0	0	*	0	0	*	1	0	*	*	*	-67%	*	0%
*Juv Shooting Victims	0	0	*	0	0	*	1	0	*	*	*	-67%	*	0%
Theft (Misdemeanor)	5	3	67%	18	22	-18%	188	264	-29%	13%	-7%	-31%	-49%	86%

The above CompStat figures are posted on Monday, two weeks after closing date.

CompStat figures are preliminary and are subject to change through the course of further analysis and review. Crime statistics reflect Delaware Criminal Codes and differ from the crime categories of the FBI Uniform Crime Reporting Program.

* All figures shown in **Juvenile Shooting Incidents** and **Juvenile Shooting Victims** are included in the **Shooting Incidents** and **Shooting Victims**.



Michael S. Purzycki
Mayor

Wilmington Police Department



Wilfredo Campos
Chief

Volume 8 Number 45

District 19

CompStat

Report Covering the Week
11/04/24 Through 11/10/24

CRIME COMPLAINTS

	LAST 7 DAYS			LAST 28 DAYS			YEAR TO DATE			2 YR	3 YR	4 YR	5 YR	6 YR
	2024	2023	%CHG	2024	2023	%CHG	2024	2023	%CHG	%CHG	%CHG	%CHG	%CHG	%CHG
Murder	0	0	*	0	0	*	0	0	*	-100%	*	*	*	*
Rape	0	0	*	0	0	*	0	0	*	*	*	*	*	-100%
Robbery	2	0	*	2	3	-33%	8	12	-33%	-38%	14%	33%	-33%	-38%
Agg. Assault	0	0	*	1	1	0%	21	11	91%	163%	110%	110%	62%	91%
Burglary	1	1	0%	4	1	300%	17	28	-39%	-45%	-54%	-56%	-64%	-32%
Felony Theft	0	0	*	1	1	0%	20	24	-17%	5%	-50%	-38%	11%	-33%
Auto Theft	0	3	-100%	1	10	-90%	29	58	-50%	61%	38%	0%	32%	26%
TOTAL	3	4	-25%	9	16	-44%	95	133	-29%	6%	-17%	-18%	-15%	-8%
Shooting Incidents	0	0	*	0	0	*	1	4	-75%	*	*	-50%	0%	0%
Shooting Victims	0	0	*	0	0	*	1	4	-75%	*	*	-50%	0%	0%
*Juv Shooting Incidents	0	0	*	0	0	*	0	0	*	*	*	-100%	*	*
*Juv Shooting Victims	0	0	*	0	0	*	0	0	*	*	*	-100%	*	*
Theft (Misdemeanor)	1	2	-50%	6	8	-25%	87	104	-16%	-2%	-9%	4%	-52%	-46%

The above CompStat figures are posted on Monday, two weeks after closing date.

CompStat figures are preliminary and are subject to change through the course of further analysis and review. Crime statistics reflect Delaware Criminal Codes and differ from the crime categories of the FBI Uniform Crime Reporting Program.

* All figures shown in **Juvenile Shooting Incidents** and **Juvenile Shooting Victims** are included in the **Shooting Incidents** and **Shooting Victims**.