



Michael S. Purzycki
Mayor

Wilmington Police Department



Wilfredo Campos
Chief

Volume 7

Citywide

CompStat

Calendar End of Year

CRIME COMPLAINTS

	LAST 7 DAYS			LAST 28 DAYS			YEAR TO DATE			2 YR	3 YR	4 YR	5 YR	6 YR
	2023	2022	%CHG	2023	2022	%CHG	2023	2022	%CHG	%CHG	%CHG	%CHG	%CHG	%CHG
Murder	0	0	*	0	0	*	14	18	-22%	-65%	-56%	-39%	-36%	-60%
Rape	0	0	*	0	1	-100%	4	8	-50%	-33%	-69%	-73%	-71%	-88%
Robbery	5	1	400%	19	15	27%	223	214	4%	4%	-19%	-30%	-36%	-41%
Agg. Assault	4	10	-60%	18	29	-38%	414	400	4%	-12%	-10%	-6%	-9%	-7%
Burglary	2	6	-67%	16	26	-38%	320	412	-22%	-31%	-41%	-44%	-39%	-52%
Felony Theft	2	0	*	20	20	0%	340	345	-1%	-7%	33%	21%	11%	1%
Auto Theft	10	6	67%	57	28	104%	609	365	67%	46%	53%	46%	53%	57%
TOTAL	23	23	0%	130	119	9%	1924	1762	9%	-3%	-2%	-7%	-7%	-16%
Shooting Incidents	0	1	-100%	2	3	-33%	91	83	10%	-23%	-33%	2%	26%	-45%
Shooting Victims	0	1	-100%	2	3	-33%	107	106	1%	-28%	-36%	-4%	35%	-45%
*Juv Shooting Incidents	0	0	*	0	0	*	14	18	-22%	-13%	-55%	-26%	75%	-22%
*Juv Shooting Victims	0	0	*	0	0	*	15	23	-35%	-17%	-58%	-29%	88%	-21%
Theft (Misdemeanor)	14	14	0%	81	61	33%	1069	1145	-7%	-15%	-20%	-41%	-44%	-46%

The above CompStat figures are posted on Monday, two weeks after closing date.

CompStat figures are preliminary and are subject to change through the course of further analysis and review. Crime statistics reflect Delaware Criminal Codes and differ from the crime categories of the FBI Uniform Crime Reporting Program.

* All figures shown in **Juvenile Shooting Incidents** and **Juvenile Shooting Victims** are included in the **Shooting Incidents** and **Shooting Victims**.

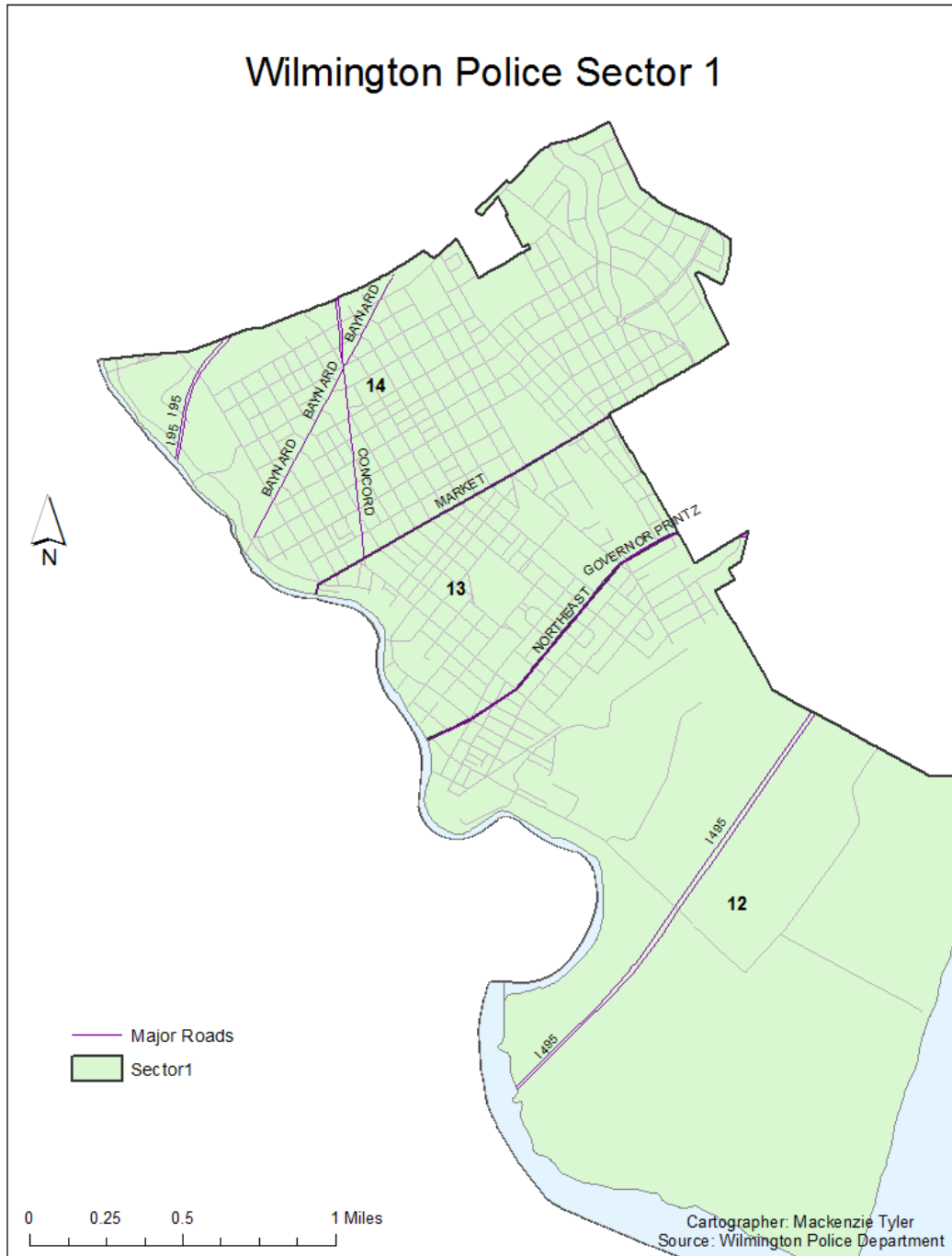


Michael S. Purzycki
Mayor

Wilmington Police Department



Wilfredo Campos
Chief



The above CompStat figures are posted on Monday, two weeks after closing date.

CompStat figures are preliminary and are subject to change through the course of further analysis and review. Crime statistics reflect Delaware Criminal Codes and differ from the crime categories of the FBI Uniform Crime Reporting Program.



Michael S. Purzycki
Mayor

Wilmington Police Department



Wilfredo Campos
Chief

Volume 7

Sector 1

CompStat

Calendar End of Year

CRIME COMPLAINTS

	LAST 7 DAYS			LAST 28 DAYS			YEAR TO DATE			2 YR	3 YR	4 YR	5 YR	6 YR
	2023	2022	%CHG	2023	2022	%CHG	2023	2022	%CHG	%CHG	%CHG	%CHG	%CHG	%CHG
Murder	0	0	*	0	0	*	8	5	60%	-56%	-20%	-27%	-20%	-20%
Rape	0	0	*	0	0	*	1	2	-50%	-50%	14%	-80%	-75%	-83%
Robbery	2	1	100%	3	4	-25%	54	46	17%	-10%	-33%	-41%	-48%	-44%
Agg. Assault	0	3	-100%	4	7	-43%	103	101	2%	-21%	-36%	-38%	-32%	-20%
Burglary	0	2	-100%	3	6	-50%	72	125	-42%	-37%	-53%	-55%	-60%	-59%
Felony Theft	0	0	*	4	3	33%	95	89	7%	-6%	38%	0%	17%	9%
Auto Theft	5	0	*	26	8	225%	198	128	55%	43%	53%	31%	33%	45%
TOTAL	7	6	17%	40	28	43%	531	496	7%	-6%	-13%	-22%	-22%	-17%
Shooting Incidents	0	1	-100%	1	1	0%	31	34	-9%	-23%	-40%	-24%	-9%	-52%
Shooting Victims	0	1	-100%	1	1	0%	36	46	-22%	-25%	-45%	-32%	0%	-51%
*Juv Shooting Incidents	0	0	*	0	0	*	6	7	-14%	0%	-25%	-57%	20%	0%
*Juv Shooting Victims	0	0	*	0	0	*	6	8	-25%	-14%	-33%	-63%	20%	-14%
Theft (Misdemeanor)	5	3	67%	24	14	71%	231	294	-21%	-24%	-28%	-34%	-51%	-52%

The above CompStat figures are posted on Monday, two weeks after closing date.

CompStat figures are preliminary and are subject to change through the course of further analysis and review. Crime statistics reflect Delaware Criminal Codes and differ from the crime categories of the FBI Uniform Crime Reporting Program.

* All figures shown in **Juvenile Shooting Incidents** and **Juvenile Shooting Victims** are included in the **Shooting Incidents** and **Shooting Victims**.

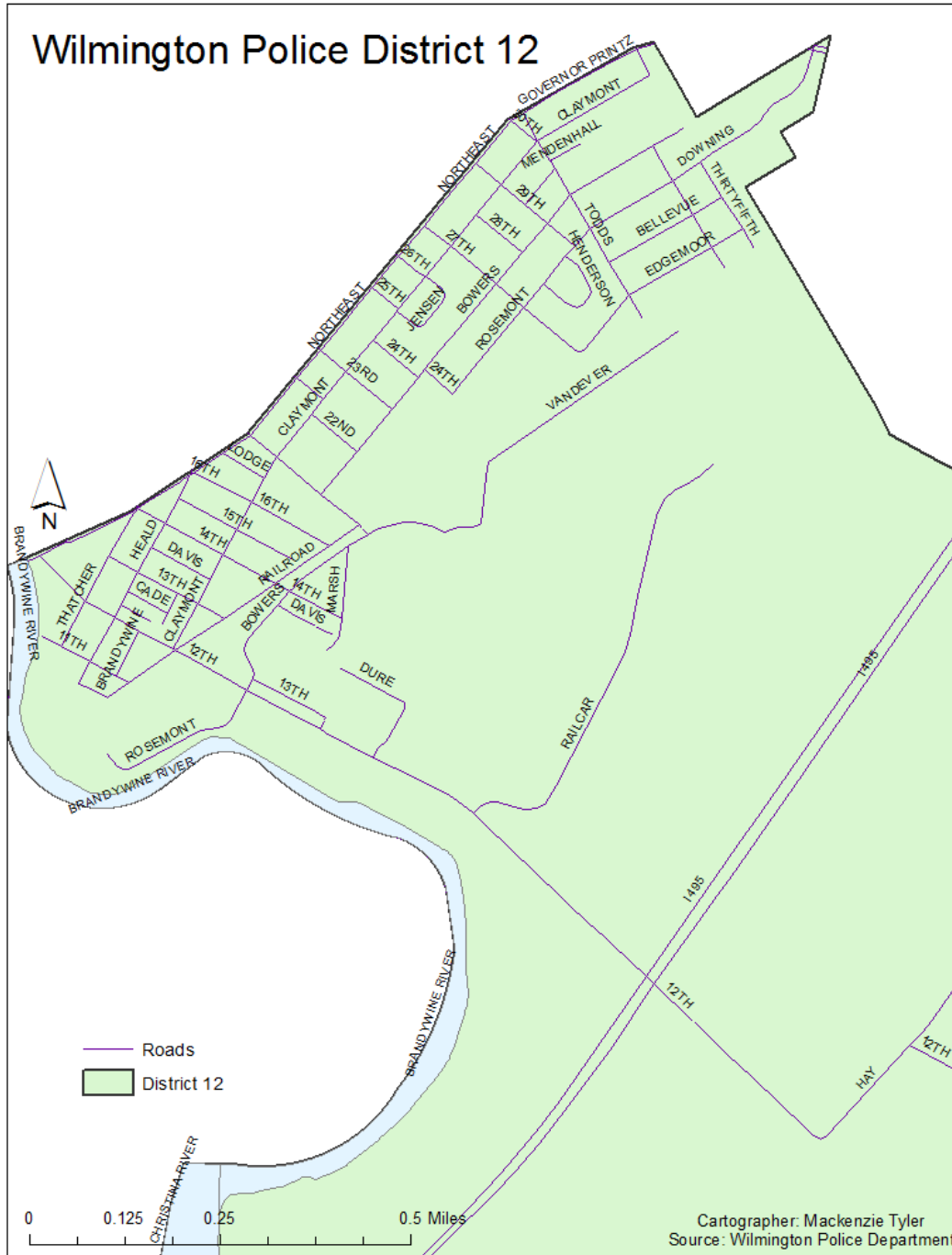


Michael S. Purzycki
Mayor

Wilmington Police Department



Wilfredo Campos
Chief



The above CompStat figures are posted on Monday, two weeks after closing date.

CompStat figures are preliminary and are subject to change through the course of further analysis and review. Crime statistics reflect Delaware Criminal Codes and differ from the crime categories of the FBI Uniform Crime Reporting Program.



Michael S. Purzycki
Mayor

Wilmington Police Department



Wilfredo Campos
Chief

Volume 7

District 12

CompStat

Calendar End of Year

CRIME COMPLAINTS

	LAST 7 DAYS			LAST 28 DAYS			YEAR TO DATE			2 YR	3 YR	4 YR	5 YR	6 YR
	2023	2022	%CHG	2023	2022	%CHG	2023	2022	%CHG	%CHG	%CHG	%CHG	%CHG	%CHG
Murder	0	0	*	0	0	*	2	1	100%	-33%	100%	100%	100%	0%
Rape	0	0	*	0	0	*	0	0	*	*	*	-100%	-100%	-100%
Robbery	2	0	*	2	0	*	10	0	*	-9%	25%	-47%	-23%	-17%
Agg. Assault	0	0	*	0	0	*	20	7	186%	11%	-17%	-31%	-13%	0%
Burglary	0	0	*	0	0	*	17	18	-6%	31%	-11%	-15%	-11%	-15%
Felony Theft	0	0	*	0	0	*	11	16	-31%	-27%	120%	-15%	0%	0%
Auto Theft	0	0	*	1	2	-50%	11	18	-39%	-56%	-21%	-35%	-52%	-45%
TOTAL	2	0	*	3	2	50%	71	60	18%	-16%	0%	-29%	-23%	-18%
Shooting Incidents	0	0	*	0	0	*	6	2	200%	-25%	0%	50%	50%	-25%
Shooting Victims	0	0	*	0	0	*	7	4	75%	-13%	-22%	17%	75%	-42%
*Juv Shooting Incidents	0	0	*	0	0	*	1	0	*	*	0%	0%	*	-50%
*Juv Shooting Victims	0	0	*	0	0	*	1	0	*	*	-50%	0%	*	-50%
Theft (Misdemeanor)	0	0	*	1	1	0%	44	55	-20%	10%	-6%	-32%	-23%	-49%

The above CompStat figures are posted on Monday, two weeks after closing date.

CompStat figures are preliminary and are subject to change through the course of further analysis and review. Crime statistics reflect Delaware Criminal Codes and differ from the crime categories of the FBI Uniform Crime Reporting Program.

* All figures shown in **Juvenile Shooting Incidents** and **Juvenile Shooting Victims** are included in the **Shooting Incidents** and **Shooting Victims**.




Michael S. Purzycki
Mayor

Wilmington Police Department



Wilfredo Campos
Chief

Wilmington Police District 13



The above CompStat figures are posted on Monday, two weeks after closing date.

CompStat figures are preliminary and are subject to change through the course of further analysis and review. Crime statistics reflect Delaware Criminal Codes and differ from the crime categories of the FBI Uniform Crime Reporting Program.



Michael S. Purzycki
Mayor

Wilmington Police Department



Wilfredo Campos
Chief

Volume 7

District 13

CompStat

Calendar End of Year

CRIME COMPLAINTS

	LAST 7 DAYS			LAST 28 DAYS			YEAR TO DATE			2 YR	3 YR	4 YR	5 YR	6 YR
	2023	2022	%CHG	2023	2022	%CHG	2023	2022	%CHG	%CHG	%CHG	%CHG	%CHG	%CHG
Murder	0	0	*	0	0	*	5	2	150%	0%	-44%	-17%	-38%	67%
Rape	0	0	*	0	0	*	0	2	-100%	*	-100%	-100%	-100%	-100%
Robbery	0	0	*	0	2	-100%	20	17	18%	18%	-29%	-41%	-47%	-47%
Agg. Assault	0	2	-100%	1	4	-75%	28	37	-24%	-36%	-46%	-46%	-59%	-51%
Burglary	0	1	-100%	2	2	0%	19	42	-55%	-60%	-65%	-63%	-74%	-65%
Felony Theft	0	0	*	3	1	200%	39	23	70%	50%	77%	70%	144%	50%
Auto Theft	0	0	*	4	0	*	52	42	24%	21%	41%	24%	18%	41%
TOTAL	0	3	-100%	10	9	11%	163	165	-1%	-10%	-20%	-22%	-35%	-26%
Shooting Incidents	0	1	-100%	0	1	-100%	14	20	-30%	8%	-44%	-26%	-30%	-50%
Shooting Victims	0	1	-100%	0	1	-100%	18	23	-22%	0%	-44%	-14%	-18%	-42%
*Juv Shooting Incidents	0	0	*	0	0	*	1	2	-50%	0%	0%	-50%	-67%	-50%
*Juv Shooting Victims	0	0	*	0	0	*	1	3	-67%	0%	0%	-50%	-67%	-67%
Theft (Misdemeanor)	1	1	0%	4	8	-50%	54	76	-29%	-40%	-29%	-45%	-62%	-58%

The above CompStat figures are posted on Monday, two weeks after closing date.

CompStat figures are preliminary and are subject to change through the course of further analysis and review. Crime statistics reflect Delaware Criminal Codes and differ from the crime categories of the FBI Uniform Crime Reporting Program.

* All figures shown in **Juvenile Shooting Incidents** and **Juvenile Shooting Victims** are included in the **Shooting Incidents** and **Shooting Victims**.



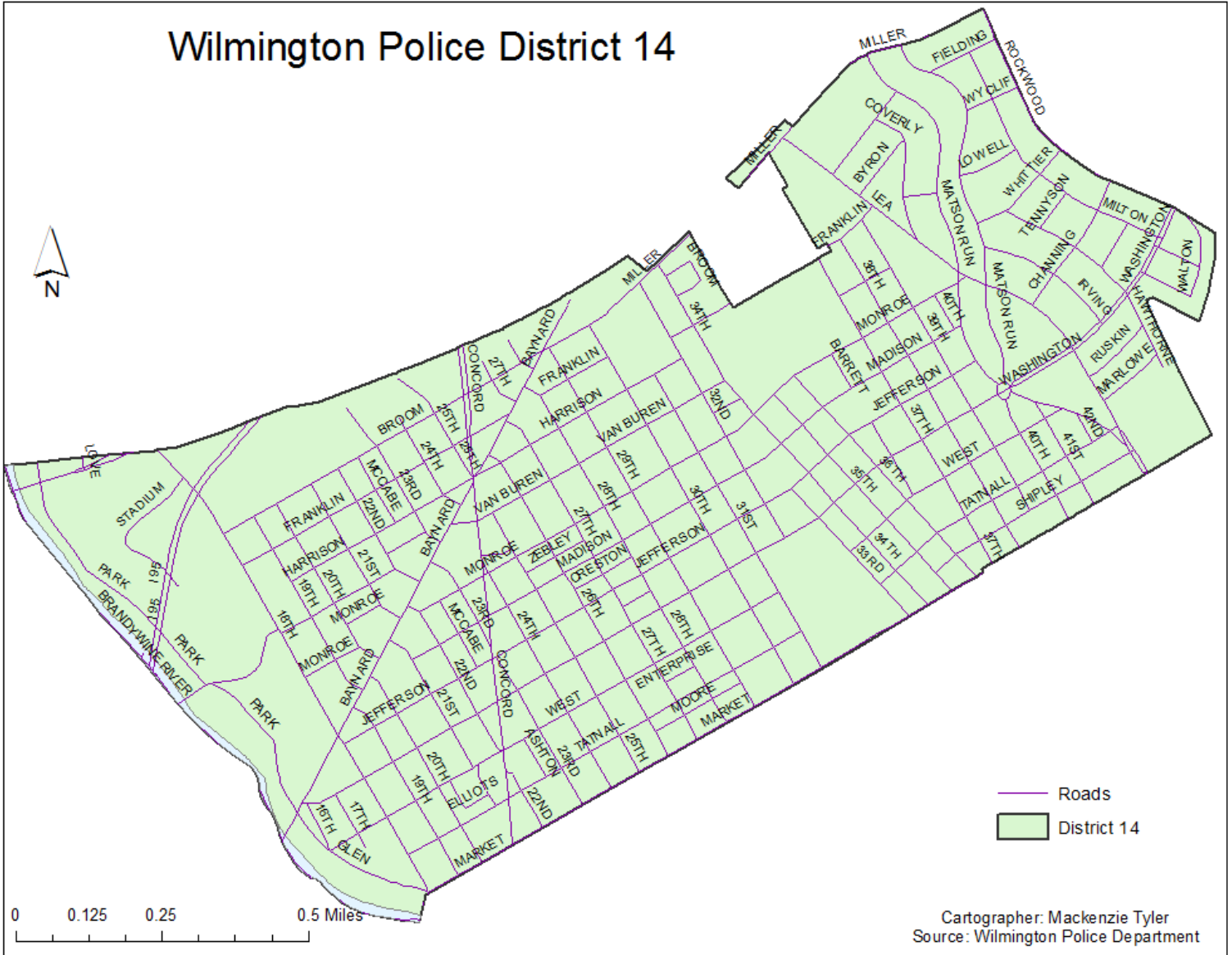
Michael S. Purzycki
Mayor

Wilmington Police Department



Wilfredo Campos
Chief

Wilmington Police District 14



The above CompStat figures are posted on Monday, two weeks after closing date.

CompStat figures are preliminary and are subject to change through the course of further analysis and review. Crime statistics reflect Delaware Criminal Codes and differ from the crime categories of the FBI Uniform Crime Reporting Program.



Michael S. Purzycki
Mayor

Wilmington Police Department



Wilfredo Campos
Chief

Volume 7

District 14

CompStat

Calendar End of Year

CRIME COMPLAINTS

	LAST 7 DAYS			LAST 28 DAYS			YEAR TO DATE			2 YR	3 YR	4 YR	5 YR	6 YR
	2023	2022	%CHG	2023	2022	%CHG	2023	2022	%CHG	%CHG	%CHG	%CHG	%CHG	%CHG
Murder	0	0	*	0	0	*	1	2	-50%	-90%	*	-75%	0%	-80%
Rape	0	0	*	0	0	*	1	0	*	-50%	-80%	-67%	0%	*
Robbery	0	1	-100%	1	2	-33%	24	29	-17%	-25%	-45%	-37%	-54%	-48%
Agg. Assault	0	1	-100%	3	3	0%	55	57	-4%	-19%	-35%	-35%	-10%	8%
Burglary	0	1	-100%	1	4	-75%	36	65	-45%	-33%	-54%	-59%	-58%	-64%
Felony Theft	0	0	*	1	2	-50%	45	50	-10%	-25%	7%	-24%	-17%	-10%
Auto Theft	5	0	*	21	6	250%	135	68	99%	93%	73%	47%	65%	69%
TOTAL	5	3	67%	27	17	59%	297	271	10%	0%	-10%	-19%	-12%	-11%
Shooting Incidents	0	0	*	1	0	*	11	12	-8%	-42%	-48%	-39%	10%	-61%
Shooting Victims	0	0	*	1	0	*	11	19	-42%	-50%	-54%	-58%	10%	-65%
*Juv Shooting Incidents	0	0	*	0	0	*	4	5	-20%	-20%	-33%	-64%	100%	100%
*Juv Shooting Victims	0	0	*	0	0	*	4	5	-20%	-33%	-33%	-69%	100%	100%
Theft (Misdemeanor)	4	2	100%	19	5	280%	133	163	-18%	-24%	-33%	-30%	-51%	-50%

The above CompStat figures are posted on Monday, two weeks after closing date.

CompStat figures are preliminary and are subject to change through the course of further analysis and review. Crime statistics reflect Delaware Criminal Codes and differ from the crime categories of the FBI Uniform Crime Reporting Program.

* All figures shown in **Juvenile Shooting Incidents** and **Juvenile Shooting Victims** are included in the **Shooting Incidents** and **Shooting Victims**.



Michael S. Purzycki
Mayor

Wilmington Police Department



Wilfredo Campos
Chief



The above CompStat figures are posted on Monday, two weeks after closing date.

CompStat figures are preliminary and are subject to change through the course of further analysis and review. Crime statistics reflect Delaware Criminal Codes and differ from the crime categories of the FBI Uniform Crime Reporting Program.



Michael S. Purzycki
Mayor

Wilmington Police Department



Wilfredo Campos
Chief

Volume 7

Sector 2

CompStat

Calendar End of Year

CRIME COMPLAINTS

	LAST 7 DAYS			LAST 28 DAYS			YEAR TO DATE			2 YR	3 YR	4 YR	5 YR	6 YR
	2023	2022	%CHG	2023	2022	%CHG	2023	2022	%CHG	%CHG	%CHG	%CHG	%CHG	%CHG
Murder	0	0	*	0	0	*	3	7	-57%	-75%	-77%	-40%	-50%	-73%
Rape	0	0	*	0	0	*	0	3	-100%	-100%	-100%	-100%	-100%	-100%
Robbery	2	0	*	9	5	80%	93	80	16%	29%	-6%	-15%	-29%	-36%
Agg. Assault	2	5	-60%	6	11	-45%	170	173	-2%	-7%	3%	10%	7%	-5%
Burglary	1	1	0%	7	6	17%	118	131	-10%	-29%	-30%	-28%	-9%	-48%
Felony Theft	1	0	*	9	9	0%	117	127	-8%	7%	31%	27%	-3%	10%
Auto Theft	3	4	-25%	14	9	56%	146	102	43%	35%	20%	27%	43%	38%
TOTAL	9	10	-10%	45	40	13%	647	623	4%	-1%	-2%	0%	-1%	-18%
Shooting Incidents	0	0	*	1	1	0%	31	30	3%	-39%	-40%	7%	72%	-40%
Shooting Victims	0	0	*	1	1	0%	38	37	3%	-46%	-40%	0%	81%	-37%
*Juv Shooting Incidents	0	0	*	0	0	*	5	6	-17%	-38%	-67%	150%	*	-38%
*Juv Shooting Victims	0	0	*	0	0	*	6	8	-25%	-33%	-68%	200%	*	-25%
Theft (Misdemeanor)	4	6	-33%	32	20	60%	347	407	-15%	-16%	-16%	-44%	-49%	-47%

The above CompStat figures are posted on Monday, two weeks after closing date.

CompStat figures are preliminary and are subject to change through the course of further analysis and review. Crime statistics reflect Delaware Criminal Codes and differ from the crime categories of the FBI Uniform Crime Reporting Program.

* All figures shown in **Juvenile Shooting Incidents** and **Juvenile Shooting Victims** are included in the **Shooting Incidents** and **Shooting Victims**.



Michael S. Purzycki
Mayor

Wilmington Police Department



Wilfredo Campos
Chief

Volume 7

District 10

CompStat

Calendar End of Year

CRIME COMPLAINTS

	LAST 7 DAYS			LAST 28 DAYS			YEAR TO DATE			2 YR	3 YR	4 YR	5 YR	6 YR
	2023	2022	%CHG	2023	2022	%CHG	2023	2022	%CHG	%CHG	%CHG	%CHG	%CHG	%CHG
Murder	0	0	*	0	0	*	1	1	0%	-50%	*	*	*	*
Rape	0	0	*	0	0	*	0	1	-100%	*	*	*	*	-100%
Robbery	0	0	*	1	0	*	7	11	-36%	0%	-36%	-50%	-63%	-46%
Agg. Assault	0	0	*	0	0	*	19	15	27%	-32%	12%	6%	73%	0%
Burglary	0	0	*	0	1	-100%	20	11	82%	11%	-5%	-29%	11%	-41%
Felony Theft	0	0	*	1	0	*	21	21	0%	0%	250%	133%	163%	200%
Auto Theft	0	1	-100%	0	1	-100%	37	15	147%	164%	68%	85%	311%	363%
TOTAL	0	1	-100%	2	2	0%	105	75	40%	17%	36%	18%	62%	25%
Shooting Incidents	0	0	*	0	0	*	5	3	67%	-38%	25%	150%	*	-44%
Shooting Victims	0	0	*	0	0	*	8	3	167%	-38%	100%	300%	*	-11%
*Juv Shooting Incidents	0	0	*	0	0	*	0	1	-100%	-100%	-100%	*	*	-100%
*Juv Shooting Victims	0	0	*	0	0	*	0	1	-100%	-100%	-100%	*	*	-100%
Theft (Misdemeanor)	1	2	-50%	7	4	75%	50	56	-11%	-21%	-6%	-42%	-43%	-40%

The above CompStat figures are posted on Monday, two weeks after closing date.

CompStat figures are preliminary and are subject to change through the course of further analysis and review. Crime statistics reflect Delaware Criminal Codes and differ from the crime categories of the FBI Uniform Crime Reporting Program.

* All figures shown in **Juvenile Shooting Incidents** and **Juvenile Shooting Victims** are included in the **Shooting Incidents** and **Shooting Victims**.



Michael S. Purzycki
Mayor

Wilmington Police Department



Wilfredo Campos
Chief



The above CompStat figures are posted on Monday, two weeks after closing date.

CompStat figures are preliminary and are subject to change through the course of further analysis and review. Crime statistics reflect Delaware Criminal Codes and differ from the crime categories of the FBI Uniform Crime Reporting Program.



Michael S. Purzycki
Mayor

Wilmington Police Department



Wilfredo Campos
Chief

Volume 7

District 11

CompStat

Calendar End of Year

CRIME COMPLAINTS

	LAST 7 DAYS			LAST 28 DAYS			YEAR TO DATE			2 YR	3 YR	4 YR	5 YR	6 YR
	2023	2022	%CHG	2023	2022	%CHG	2023	2022	%CHG	%CHG	%CHG	%CHG	%CHG	%CHG
Murder	0	0	*	0	0	*	2	2	0%	-67%	-75%	0%	-33%	-60%
Rape	0	0	*	0	0	*	0	2	-100%	*	*	-100%	-100%	-100%
Robbery	0	0	*	1	0	*	28	24	17%	4%	-20%	-42%	-35%	-39%
Agg. Assault	1	3	-67%	1	5	-80%	64	80	-20%	-9%	-9%	7%	-4%	-18%
Burglary	0	1	-100%	0	3	-100%	33	55	-40%	-46%	-59%	-48%	-38%	-69%
Felony Theft	0	0	*	3	2	50%	33	42	-21%	3%	-11%	18%	-27%	-13%
Auto Theft	3	3	0%	8	6	33%	44	43	2%	29%	-4%	5%	5%	-17%
TOTAL	4	7	-43%	13	16	-19%	204	248	-18%	-11%	-26%	-17%	-21%	-39%
Shooting Incidents	0	0	*	0	1	-100%	10	11	-9%	-50%	-60%	-17%	25%	-50%
Shooting Victims	0	0	*	0	1	-100%	13	15	-13%	-55%	-61%	-28%	30%	-41%
*Juv Shooting Incidents	0	0	*	0	0	*	2	3	-33%	-50%	-78%	100%	*	-67%
*Juv Shooting Victims	0	0	*	0	0	*	3	5	-40%	-25%	-77%	200%	*	-50%
Theft (Misdemeanor)	1	1	0%	7	5	40%	103	116	-11%	1%	-13%	-44%	-51%	-50%

The above CompStat figures are posted on Monday, two weeks after closing date.

CompStat figures are preliminary and are subject to change through the course of further analysis and review. Crime statistics reflect Delaware Criminal Codes and differ from the crime categories of the FBI Uniform Crime Reporting Program.

* All figures shown in **Juvenile Shooting Incidents** and **Juvenile Shooting Victims** are included in the **Shooting Incidents** and **Shooting Victims**.

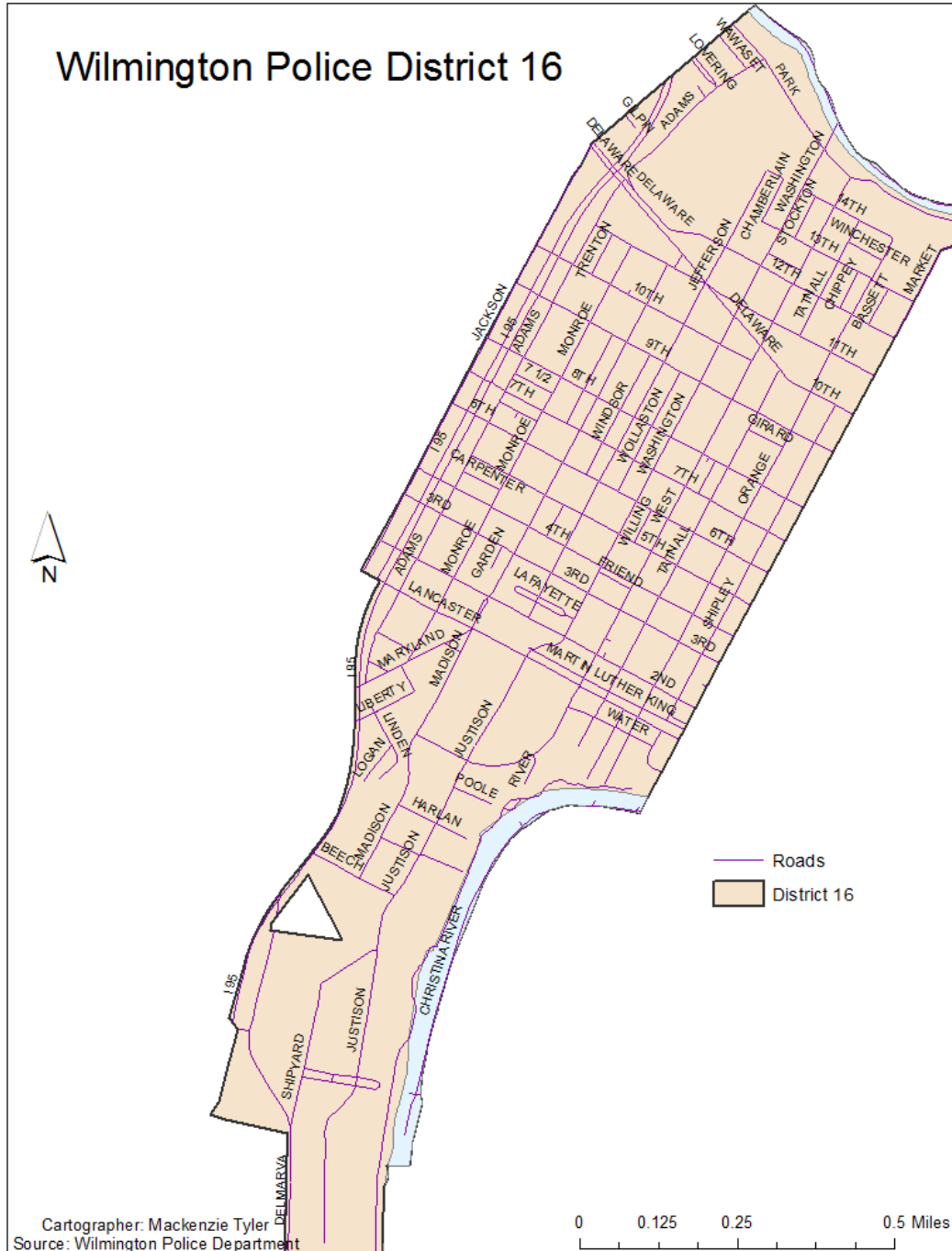


Michael S. Purzycki
Mayor

Wilmington Police Department



Wilfredo Campos
Chief



The above CompStat figures are posted on Monday, two weeks after closing date.

CompStat figures are preliminary and are subject to change through the course of further analysis and review. Crime statistics reflect Delaware Criminal Codes and differ from the crime categories of the FBI Uniform Crime Reporting Program.



Michael S. Purzycki
Mayor

Volume 7

Wilmington Police Department



Wilfredo Campos
Chief

District 16

CompStat

Calendar End of Year

CRIME COMPLAINTS

	LAST 7 DAYS			LAST 28 DAYS			YEAR TO DATE			2 YR	3 YR	4 YR	5 YR	6 YR
	2023	2022	%CHG	2023	2022	%CHG	2023	2022	%CHG	%CHG	%CHG	%CHG	%CHG	%CHG
Murder	0	0	*	0	0	*	0	4	-100%	-100%	-100%	-100%	-100%	-100%
Rape	0	0	*	0	0	*	0	0	*	-100%	-100%	-100%	-100%	-100%
Robbery	2	0	*	7	5	40%	58	45	29%	53%	9%	21%	-16%	-33%
Agg. Assault	1	2	-50%	5	6	-17%	87	78	12%	4%	12%	14%	7%	6%
Burglary	1	0	*	7	2	250%	65	65	0%	-26%	-3%	-10%	12%	-25%
Felony Theft	1	0	*	5	7	-29%	63	64	-2%	13%	37%	15%	-7%	3%
Auto Theft	0	0	*	6	2	200%	65	44	48%	8%	20%	23%	27%	44%
TOTAL	5	2	150%	30	22	36%	338	300	13%	2%	10%	9%	2%	-9%
Shooting Incidents	0	0	*	1	0	*	16	16	0%	-30%	-30%	7%	60%	-30%
Shooting Victims	0	0	*	1	0	*	17	19	-11%	-41%	-35%	-6%	55%	-41%
*Juv Shooting Incidents	0	0	*	0	0	*	3	2	50%	0%	-40%	200%	*	200%
*Juv Shooting Victims	0	0	*	0	0	*	3	2	50%	-25%	-40%	200%	*	200%
Theft (Misdemeanor)	2	3	-33%	18	11	64%	194	235	-17%	-21%	-19%	-45%	-50%	-47%

The above CompStat figures are posted on Monday, two weeks after closing date.

CompStat figures are preliminary and are subject to change through the course of further analysis and review. Crime statistics reflect Delaware Criminal Codes and differ from the crime categories of the FBI Uniform Crime Reporting Program.

* All figures shown in **Juvenile Shooting Incidents** and **Juvenile Shooting Victims** are included in the **Shooting Incidents** and **Shooting Victims**.

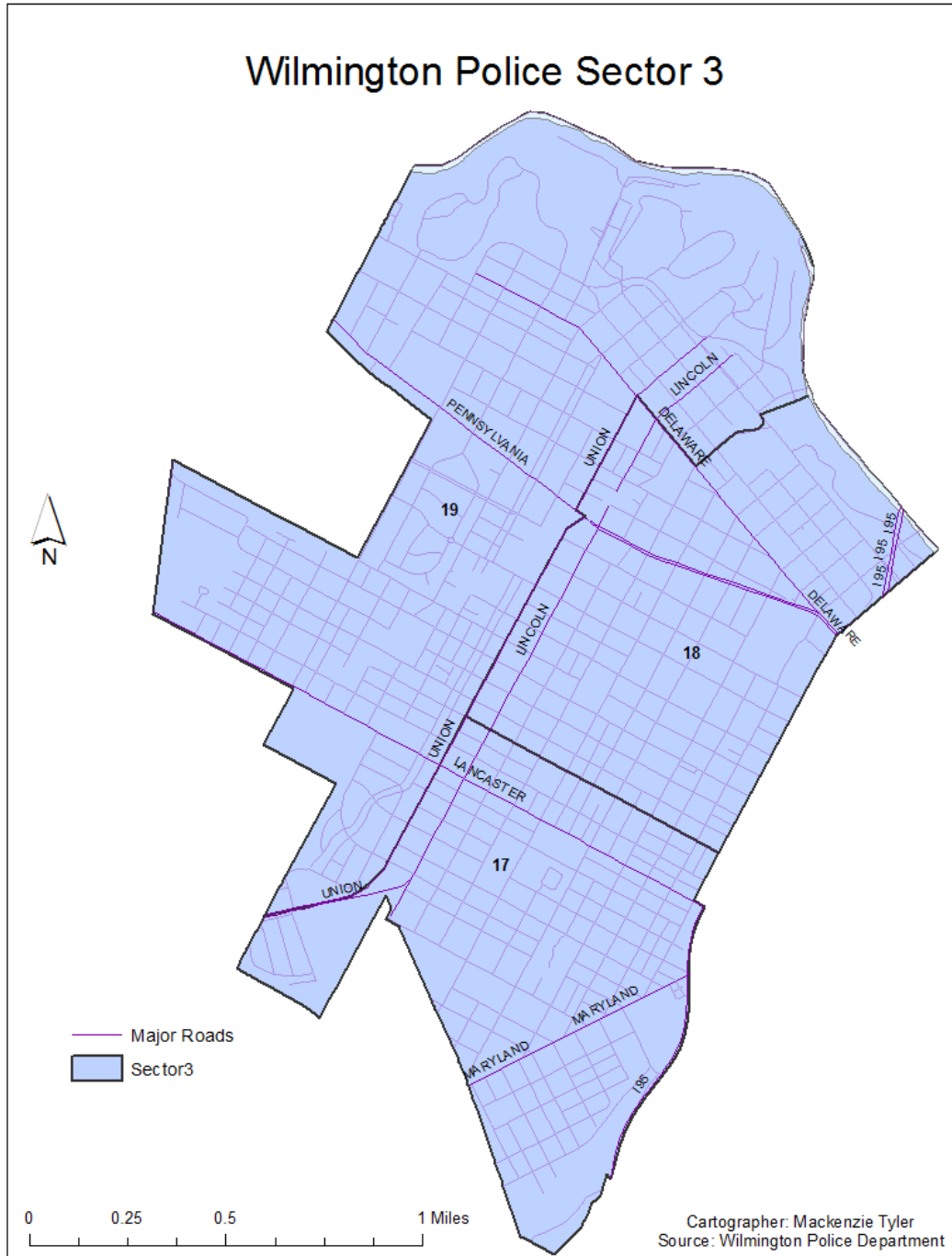


Michael S. Purzycki
Mayor

Wilmington Police Department



Wilfredo Campos
Chief



The above CompStat figures are posted on Monday, two weeks after closing date.

CompStat figures are preliminary and are subject to change through the course of further analysis and review. Crime statistics reflect Delaware Criminal Codes and differ from the crime categories of the FBI Uniform Crime Reporting Program.



Michael S. Purzycki
Mayor

Wilmington Police Department



Wilfredo Campos
Chief

Volume 7

Sector 3

CompStat

Calendar End of Year

CRIME COMPLAINTS

	LAST 7 DAYS			LAST 28 DAYS			YEAR TO DATE			2 YR	3 YR	4 YR	5 YR	6 YR
	2023	2022	%CHG	2023	2022	%CHG	2023	2022	%CHG	%CHG	%CHG	%CHG	%CHG	%CHG
Murder	0	0	*	0	0	*	3	6	-50%	-70%	-67%	-57%	-50%	-79%
Rape	0	0	*	0	1	-100%	3	3	0%	0%	50%	-25%	-25%	-75%
Robbery	1	0	*	7	6	17%	76	88	-14%	-7%	-22%	-35%	-33%	-45%
Agg. Assault	2	2	0%	8	11	-27%	141	126	12%	-10%	6%	17%	-3%	1%
Burglary	1	3	-67%	6	14	-57%	130	156	-17%	-28%	-40%	-47%	-40%	-50%
Felony Theft	1	0	*	7	8	-13%	128	129	-1%	-18%	32%	36%	23%	-11%
Auto Theft	2	2	0%	17	11	55%	265	135	96%	55%	80%	74%	79%	84%
TOTAL	7	7	0%	45	51	-12%	746	643	16%	-2%	6%	1%	1%	-12%
Shooting Incidents	0	0	*	0	1	-100%	29	19	53%	7%	-6%	53%	45%	-41%
Shooting Victims	0	0	*	0	1	-100%	33	23	43%	10%	-18%	57%	50%	-45%
*Juv Shooting Incidents	0	0	*	0	0	*	3	5	-40%	50%	-63%	0%	0%	-25%
*Juv Shooting Victims	0	0	*	0	0	*	3	7	-57%	50%	-63%	0%	0%	-25%
Theft (Misdemeanor)	5	5	0%	25	27	-7%	491	444	11%	-10%	-19%	-41%	-33%	-42%

The above CompStat figures are posted on Monday, two weeks after closing date.

CompStat figures are preliminary and are subject to change through the course of further analysis and review. Crime statistics reflect Delaware Criminal Codes and differ from the crime categories of the FBI Uniform Crime Reporting Program.

* All figures shown in **Juvenile Shooting Incidents** and **Juvenile Shooting Victims** are included in the **Shooting Incidents** and **Shooting Victims**.

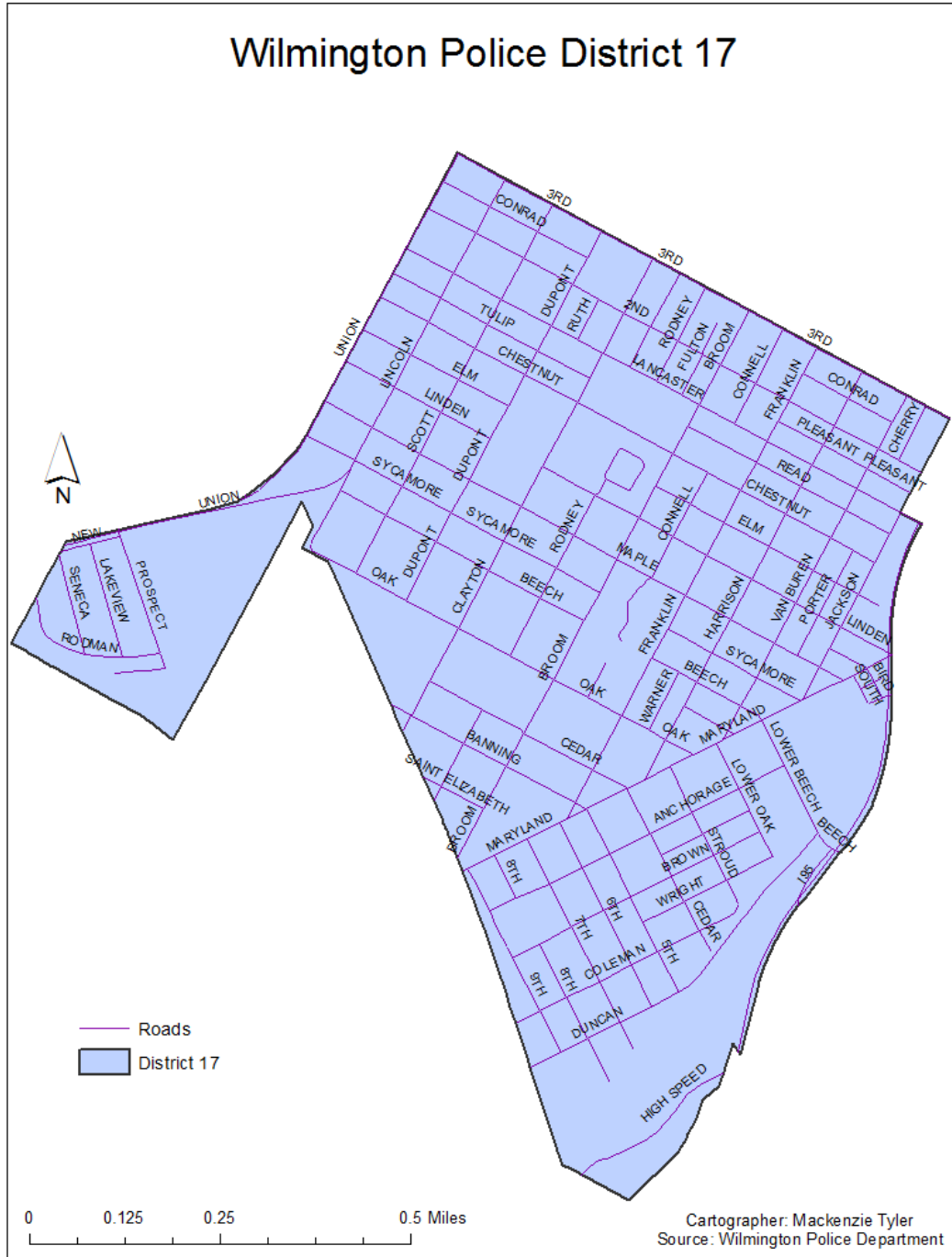


Michael S. Purzycki
Mayor

Wilmington Police Department



Wilfredo Campos
Chief



The above CompStat figures are posted on Monday, two weeks after closing date.

CompStat figures are preliminary and are subject to change through the course of further analysis and review. Crime statistics reflect Delaware Criminal Codes and differ from the crime categories of the FBI Uniform Crime Reporting Program.



Michael S. Purzycki
Mayor

Wilmington Police Department



Wilfredo Campos
Chief

Volume 7

District 17

CompStat

Calendar End of Year

CRIME COMPLAINTS

	LAST 7 DAYS			LAST 28 DAYS			YEAR TO DATE			2 YR	3 YR	4 YR	5 YR	6 YR
	2023	2022	%CHG	2023	2022	%CHG	2023	2022	%CHG	%CHG	%CHG	%CHG	%CHG	%CHG
Murder	0	0	*	0	0	*	3	3	0%	-57%	-57%	-25%	-25%	-73%
Rape	0	0	*	0	0	*	2	1	100%	-33%	100%	0%	0%	-50%
Robbery	0	0	*	2	5	-60%	29	41	-29%	-36%	-42%	-49%	-55%	-52%
Agg. Assault	2	2	0%	5	7	-29%	76	81	-6%	-25%	0%	10%	-11%	-13%
Burglary	1	1	0%	5	8	-38%	57	73	-22%	-15%	-39%	-49%	-48%	-59%
Felony Theft	0	0	*	3	2	50%	40	40	0%	3%	18%	43%	38%	-20%
Auto Theft	0	0	*	3	5	-40%	92	50	84%	19%	51%	44%	37%	70%
TOTAL	3	3	0%	18	27	-33%	299	289	3%	-12%	-7%	-11%	-17%	-26%
Shooting Incidents	0	0	*	0	1	-100%	19	15	27%	-10%	12%	58%	36%	-39%
Shooting Victims	0	0	*	0	1	-100%	23	18	28%	-4%	5%	64%	44%	-41%
*Juv Shooting Incidents	0	0	*	0	0	*	3	5	-40%	50%	-25%	0%	50%	200%
*Juv Shooting Victims	0	0	*	0	0	*	3	7	-57%	50%	-25%	0%	50%	200%
Theft (Misdemeanor)	2	3	-33%	10	11	-9%	111	151	-26%	-43%	-39%	-42%	-41%	-51%

The above CompStat figures are posted on Monday, two weeks after closing date.

CompStat figures are preliminary and are subject to change through the course of further analysis and review. Crime statistics reflect Delaware Criminal Codes and differ from the crime categories of the FBI Uniform Crime Reporting Program.

* All figures shown in **Juvenile Shooting Incidents** and **Juvenile Shooting Victims** are included in the **Shooting Incidents** and **Shooting Victims**.

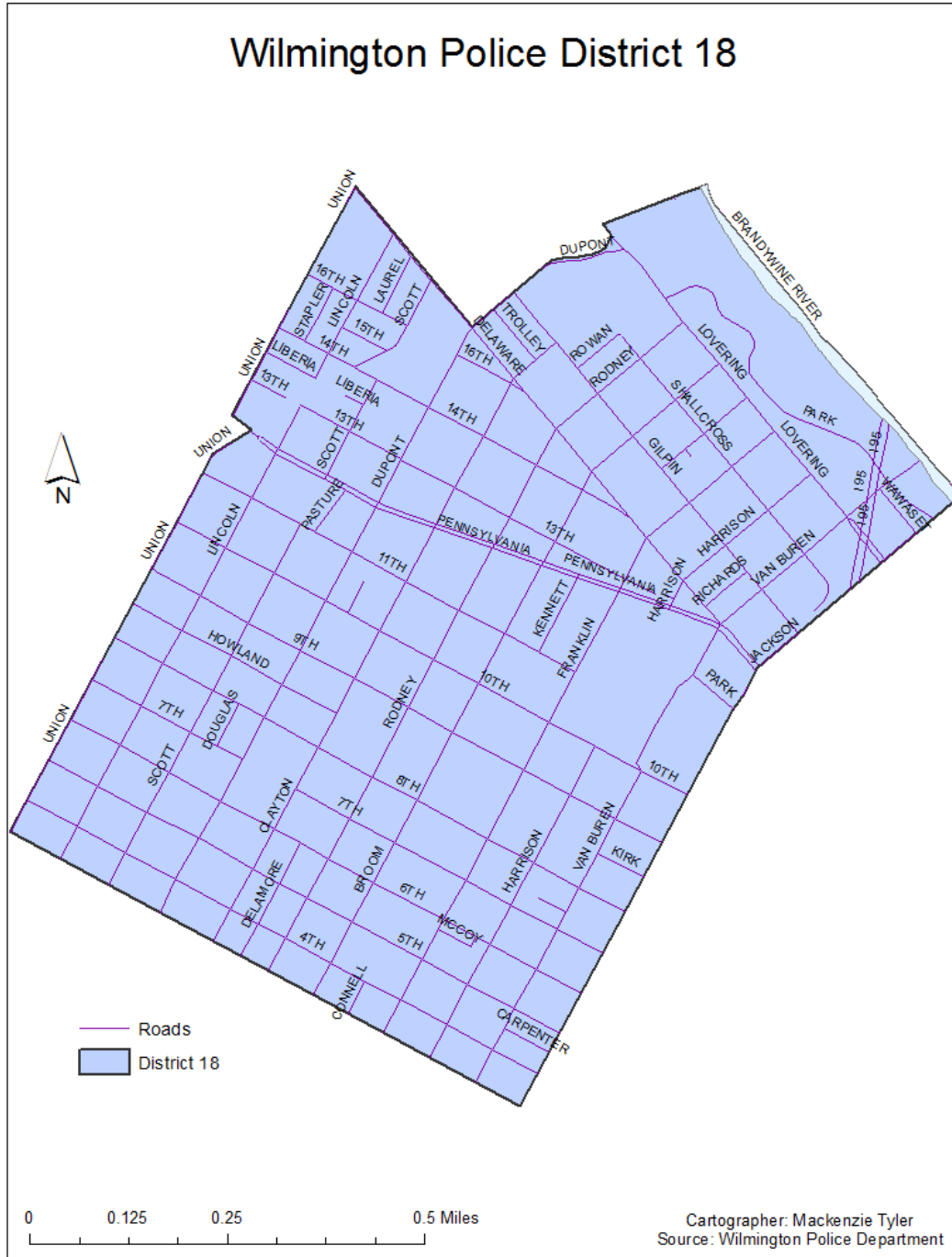


Michael S. Purzycki
Mayor

Wilmington Police Department



Wilfredo Campos
Chief



The above CompStat figures are posted on Monday, two weeks after closing date.

CompStat figures are preliminary and are subject to change through the course of further analysis and review. Crime statistics reflect Delaware Criminal Codes and differ from the crime categories of the FBI Uniform Crime Reporting Program.



Michael S. Purzycki
Mayor

Wilmington Police Department



Wilfredo Campos
Chief

Volume 7

District 18

CompStat

Calendar End of Year

CRIME COMPLAINTS

	LAST 7 DAYS			LAST 28 DAYS			YEAR TO DATE			2 YR	3 YR	4 YR	5 YR	6 YR
	2023	2022	%CHG	2023	2022	%CHG	2023	2022	%CHG	%CHG	%CHG	%CHG	%CHG	%CHG
Murder	0	0	*	0	0	*	0	2	-100%	-100%	-100%	-100%	-100%	-100%
Rape	0	0	*	0	1	-100%	1	2	-50%	*	0%	-50%	0%	-83%
Robbery	1	0	*	2	1	100%	33	35	-6%	27%	-20%	-27%	-8%	-30%
Agg. Assault	0	0	*	3	2	50%	51	35	46%	19%	19%	34%	6%	31%
Burglary	0	2	-100%	1	6	-83%	48	51	-6%	-35%	-39%	-41%	-31%	-43%
Felony Theft	0	0	*	3	3	0%	56	60	-7%	-23%	93%	24%	37%	8%
Auto Theft	2	1	100%	8	5	60%	106	62	71%	74%	104%	80%	89%	96%
TOTAL	3	3	0%	17	18	-6%	295	247	19%	5%	19%	8%	16%	4%
Shooting Incidents	0	0	*	0	0	*	7	4	75%	17%	-42%	17%	40%	-59%
Shooting Victims	0	0	*	0	0	*	7	5	40%	17%	-56%	17%	40%	-65%
*Juv Shooting Incidents	0	0	*	0	0	*	0	0	*	*	-100%	*	-100%	-100%
*Juv Shooting Victims	0	0	*	0	0	*	0	0	*	*	-100%	*	-100%	-100%
Theft (Misdemeanor)	3	1	200%	13	11	18%	270	185	46%	13%	-15%	-37%	-24%	-23%

The above CompStat figures are posted on Monday, two weeks after closing date.

CompStat figures are preliminary and are subject to change through the course of further analysis and review. Crime statistics reflect Delaware Criminal Codes and differ from the crime categories of the FBI Uniform Crime Reporting Program.

* All figures shown in **Juvenile Shooting Incidents** and **Juvenile Shooting Victims** are included in the **Shooting Incidents** and **Shooting Victims**.

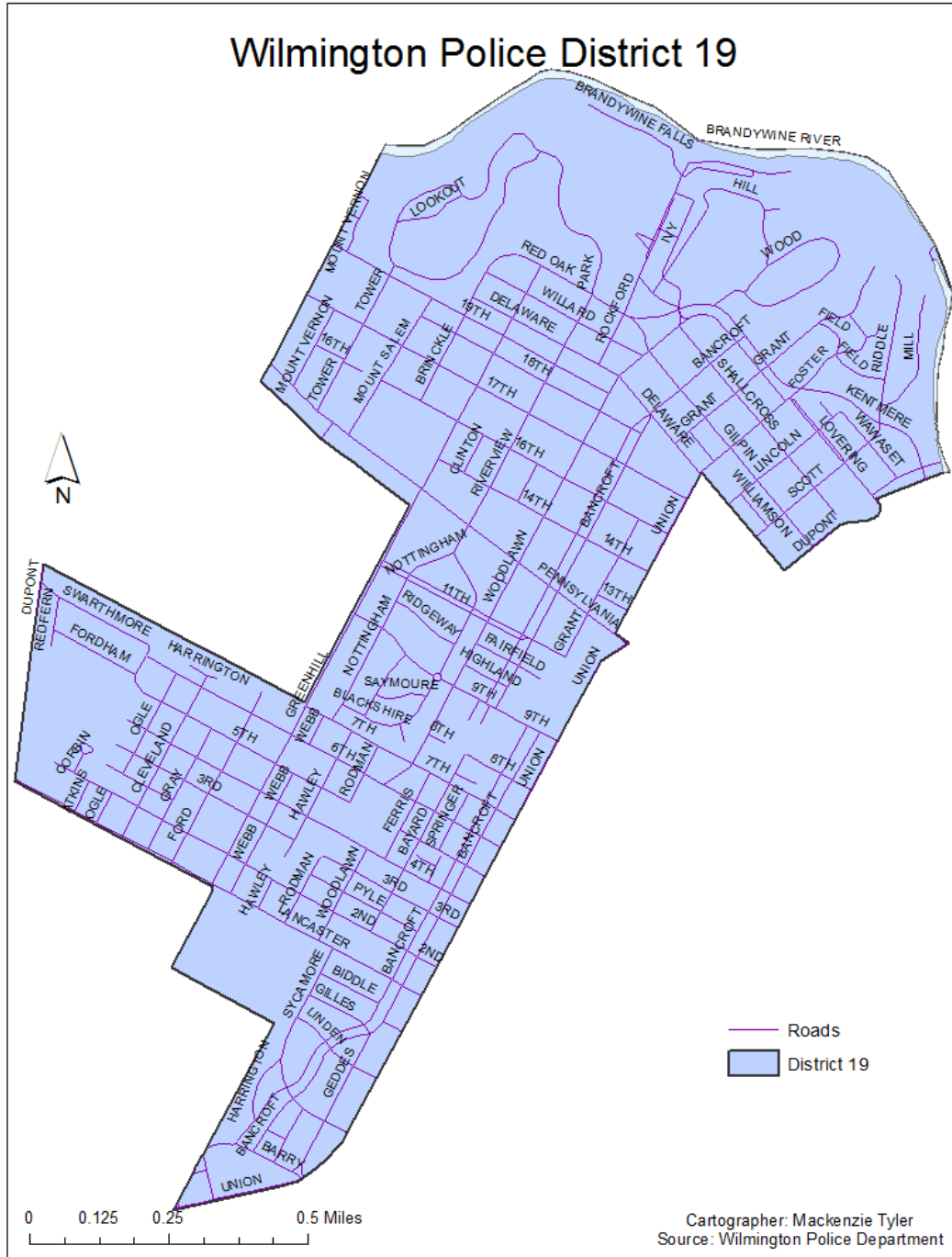


Michael S. Purzycki
Mayor

Wilmington Police Department



Wilfredo Campos
Chief



The above CompStat figures are posted on Monday, two weeks after closing date.

CompStat figures are preliminary and are subject to change through the course of further analysis and review. Crime statistics reflect Delaware Criminal Codes and differ from the crime categories of the FBI Uniform Crime Reporting Program.



Michael S. Purzycki
Mayor

Wilmington Police Department



Wilfredo Campos
Chief

Volume 7

District 19

CompStat

Calendar End of Year

CRIME COMPLAINTS

	LAST 7 DAYS			LAST 28 DAYS			YEAR TO DATE			2 YR	3 YR	4 YR	5 YR	6 YR
	2023	2022	%CHG	2023	2022	%CHG	2023	2022	%CHG	%CHG	%CHG	%CHG	%CHG	%CHG
Murder	0	0	*	0	0	*	0	1	-100%	*	*	*	*	*
Rape	0	0	*	0	0	*	0	0	*	*	*	*	-100%	-100%
Robbery	0	0	*	3	0	*	14	12	17%	27%	100%	-7%	8%	-53%
Agg. Assault	0	0	*	0	2	-100%	14	10	40%	27%	0%	0%	8%	8%
Burglary	0	0	*	0	0	*	25	32	-22%	-38%	-43%	-53%	-32%	-38%
Felony Theft	1	0	*	1	3	-67%	32	29	10%	-29%	-6%	52%	-6%	-24%
Auto Theft	0	1	-100%	6	1	500%	67	23	191%	103%	97%	131%	168%	86%
TOTAL	1	1	0%	10	6	67%	152	107	42%	9%	14%	15%	24%	-7%
Shooting Incidents	0	0	*	0	0	*	3	0	*	*	50%	200%	200%	200%
Shooting Victims	0	0	*	0	0	*	3	0	*	*	50%	200%	200%	200%
*Juv Shooting Incidents	0	0	*	0	0	*	0	0	*	*	-100%	*	*	-100%
*Juv Shooting Victims	0	0	*	0	0	*	0	0	*	*	-100%	*	*	-100%
Theft (Misdemeanor)	0	1	-100%	2	5	-60%	110	108	2%	-1%	1%	-48%	-42%	-59%

The above CompStat figures are posted on Monday, two weeks after closing date.

CompStat figures are preliminary and are subject to change through the course of further analysis and review. Crime statistics reflect Delaware Criminal Codes and differ from the crime categories of the FBI Uniform Crime Reporting Program.

* All figures shown in **Juvenile Shooting Incidents** and **Juvenile Shooting Victims** are included in the **Shooting Incidents** and **Shooting Victims**.