

2022 Year-End Report



January 2023

Wilmington Police Department
Chief Robert J. Tracy

300 North Walnut Street
Wilmington, Delaware 19801

Non-Emergency (302) 654-5151
Recruitment (302) 576-3170

WilmingtonDE.gov/Police



Introduction from Chief Robert J. Tracy

We are pleased to present our third year-end report, which includes a comprehensive overview of our department's operations in 2022. Over the course of the past year, we have seen our community continue to recover from the COVID-19 pandemic. The improvement of case and hospitalization numbers, along with public health measures, have allowed for the lifting of the restrictions that shuttered schools and community centers, fractured everyday routines and interrupted nearly every facet of society. This has



allowed for in-person meetings, gatherings and interactions to finally resume, and has supported efforts in every sector to support Wilmingtonians. In the past year, we were able to expand our Youth Police Academy initiative – with two sessions and the largest ever number of participants. We also converted our National Night Out gathering into three Community Resource Fairs, which brought police officers together with community service providers to help connect our residents in each of our police sectors with various resources. We participated in National Coffee with a Cop Day and National Faith and Blue Weekend, and have recently launched our Wilmington Community Outreach Walks initiative, which are weekly walks with police officers, social service providers and public health officials in areas across the city designed to facilitate the provision of services to those in need and to formalize our already strong relationships with these partners.

While 2020 and 2021 saw increases in violent crime in Delaware and across the country, the continued implementation of our crime prevention strategies in 2022 resulted in significant reductions in crime, including gun violence, in Wilmington. Another key component of our response to evolving crime trends in years past has been the expansion of our department's existing GunStat initiative in collaboration with embedded federal and state prosecutors. This initiative has already shown its benefits, and we have been able to work with our partners in the rest of the criminal justice system to help focus resources on those with the highest propensity for violence with an eye towards ensuring harsh penalties for gun offenses.

It has been an honor to serve as your Chief of Police for the past nearly six years, and I appreciate the support we have received from community leaders, residents and stakeholders – including the faith community, business leaders and community organizations. I could not be more proud of the work of each member of this department, and am confident that the Wilmington Police Department will continue to bring about reductions in crime in partnership with the communities we serve.

Crime Strategies

WPD continues to implement evidence-based strategies

In recent years, the Wilmington Police Department has fundamentally transformed its approach to public safety, with the adoption of proven, evidence-based crime reduction strategies and the embrace of the latest technological tools. The department's core strategies include:

- **Community Policing**, with each and every member of the agency serving as a community policing officer;
- **CompStat Methodology**, applying business management principles to policing to ensure greater levels of focus and accountability;
- **District Integrity**, assigning the same officers to the same neighborhood each time they report for duty;
- **Intelligence-Led Policing**, leveraging the department's Real Time Crime Center to help gather and disseminate intelligence to all personnel;
- **Group Violence Intervention**, blending local, state and federal law enforcement efforts and social service provision into a holistic crime prevention strategy;
- The **integration of NIBIN firearm and ballistic tracing and analysis** and the **launch of an embedded Crime Gun Intelligence Center** in partnership with the federal Bureau of Alcohol, Tobacco, Firearms and Explosives (ATF);
- **Enhanced GunStat**, including embedded prosecutors with the United States Attorney's Office and the Delaware Department of Justice, who meet several times each month to review every gun arrest and determine whether federal or state prosecution can result in stronger penalties for those responsible for gun violence and firearm crimes in Wilmington;
- **Law Enforcement Partnerships**, involving our local, state, regional and federal partners, which are strengthened through regular information sharing and weekly intelligence meetings to help share information and coordinate our collective response to crime and violence that transcends our jurisdictional boundaries; and
- **Community Partnerships**, which involve social service, public health and community service entities that can connect our residents to resources.



Each of these core strategies is part of our agency's layered approach to crime reduction, and each has played a role in some of the successes we have seen over the past several years.

Notable Achievements



Especially as COVID-19-related health restrictions have been lifted and in-person gatherings and programming has been able to resume, our department has been able to build on our successful efforts in the past several years to engage with the community and strengthen relationships that lead to safer neighborhoods and communities.

As we look back on the year 2022, we are proud of some key accomplishments made by the dedicated members of our agency:

- We have brought about significant reductions in crime compared with 2020 and 2021, as well as past years, owing to the steadfast commitment of our officers and the continued implementation of our core crime strategies
- We have expanded initiatives like National Night Out into our new Community Resource Fair series and our Wilmington Community Outreach Walks initiative, with an eye towards expanding access to resources for our residents; more about these and other community engagement initiatives can be found later in this report
- We have reactivated our department's Instagram account, and leverage Facebook, Twitter and Instagram to share information about our department's efforts to enhance public safety in Wilmington
- Our Human Resources Division successfully completed the 101st Wilmington Police Academy, which saw the graduation of our 13 newest police officers in August; the Academy also included a member of the Wilmington Fire Department Fire Marshal's Office and three members of the Delaware Capitol Police
- While we have conducted a number of public surveys over the past several years, we have now launched a community survey that will continuously be available on our website for members of the public to share their perspectives about our department and share feedback and suggestions based on their interactions with our police officers
- We have continued to navigate the lasting impacts of the COVID-19 pandemic both as a first responder agency and as an employer

Community Outreach and Engagement

Over the course of the past year, the Wilmington Police Department has built on successful community engagement initiatives we have organized in years past, and have expanded these programs with an eye towards reaching more Wilmingtonians and expanding our impact:

- Members of our Canine Unit and other divisions and units have expanded the number of school and community visits and demonstrations, which provide opportunities for relationship building and to help raise awareness of the work of police officers – and the resources they offer the community – among youth and other groups.
- Our Youth Police Academy was expanded to include two sessions, thanks to the support of JPMorgan Chase, and included the highest ever number of youth participants who were part of the two-week sessions.
- Building on our largest-ever National Night Out in 2021, we have converted our observance of this annual gathering into our Community Resource Fair series. The inaugural series included three gatherings – one each in our three police sectors – that featured police officers from



various divisions and units as well as several dozen government, law enforcement, education, social service, public health and community service partners offering attendees access to a range of services and resources for residents. In the future, we plan to host these events throughout the year in locations across Wilmington.

- We participated in National Coffee with a Cop Day, and plan to build on this by conducting additional outreach events in coffee shops throughout the city.
- Our department participated in National

Faith and Blue Weekend, partnering with faith communities of many denominations for more than a dozen engagement events and meet-and-greets over the course of the October weekend, building on our already strong partnerships with the faith community in Wilmington

- Our department continues to host its popular Learn to Ride program, which offers free bicycle safety and training lessons conducted by police officers. Throughout 2022, police officers conducted 12 classes, providing free lessons to more than 130 youth.
- Through the leadership and initiative of one of our patrol officers, we launched the Cops and Kids After School initiative at Warner Elementary School, a 10-week program with physical fitness activities, presentations and opportunities for fifth-grade students to engage with police officers from various divisions and units. We hope this initiative can expand in the future to include students attending other schools in the City of Wilmington.
- In October, we launched our Community Outreach Walk initiative, which includes weekly walks conducted by police officers and teams representing the Community Partner Support Unit Impact Team based at the Winder Laird Porter State Service Center; the Porter Center Public Health Clinic; Delaware Community Response Teams; the Delaware Department of Services for Children, Youth and their Families, Division of Prevention and Behavioral Health; the WPD Youth Response Unit; Westside Family Healthcare; and Henrietta Johnson Medical Center. Walks are held on Thursdays from 1-2 p.m. in areas throughout Wilmington, identified by our sector captains and partner agencies, with the goal of connecting with members of the public who could benefit from social service, public health and addiction resources. Through the completion of 7 walks since October 2022, here are data indicating the number of contacts made by each partner:



DHSS Porter Center	Porter Center Public Health Clinic	DSYCF	WPD Youth Response Unit	Narcan kits distributed	Westside Family Healthcare	Henrietta Johnson Medical Center
160	157	60	8	80	60	85

Year-End Crime Statistics

Highlights from Year-End CompStat report

Included with this document is a year-end 2022 CompStat report, which captures preliminary data regarding reported offenses in Wilmington for the entirety of the calendar year. While final, official crime statistics for every jurisdiction in the United States are issued by the Federal Bureau of Investigation through its Uniform Crime Reporting Program, those data are often not available until the fall of the following year. With this in mind, [our agency publishes CompStat reports on our website](#). Those are updated on a weekly basis, with the objective of sharing the data that drives our operations and providing the public with details on reported crimes in Wilmington.



Members of the public can also access crime data updated daily by visiting [CrimeMapping.com](https://www.cityofwilmington.com/CrimeMapping.com).

Preliminary year-end 2022 statistics reveal the following general findings:

- **Overall crime** – Wilmington has again seen a notable reduction in the combined overall major crime categories of murder, rape, robbery, aggravated assault, burglary, felony theft and auto theft, with a 14% reduction in 2022 compared with year-end 2021 totals. The year-end 2022 numbers also reflect a 35% reduction when compared with 2016. Each of these categories also saw a decrease compared with 2021 with the exception of rape; there were 6 rape incidents in 2022, compared with 5 in 2021.
- **Murders** – In 2022, there was a 58% reduction in murders (17 in 2022 compared with 40 in 2021). While many cities have continued to experience increases in murders that began at the onset of the COVID-19 pandemic, Wilmington has seen a significant reduction compared with the prior years.
- **Shooting incidents** – Last year, Wilmington saw a 30% decrease in shooting incidents (83 in 2022 compared with 118 in 2021), and a 29% decrease in shooting victims (106 in 2022 compared with 149 in 2021).

- **Reductions in majority of crime categories** – Year-end 2022 crime statistics reveal significant reductions in a number of serious offenses, including:
 - Robbery – 20% reduction (174 in 2022 compared with 218 in 2021)
 - Aggravated Assault – 14% reduction (401 in 2022 compared with 468 in 2021)
 - Burglary – 16% reduction (393 in 2022 compared with 470 in 2021)
 - Felony Theft – 7% reduction (341 in 2022 compared with 365 in 2021)
 - Auto Theft – 12% reduction (361 in 2022 compared with 412 in 2021)
- **Reductions in misdemeanor thefts** – Year-end 2022 data reveal a continued reduction in misdemeanor thefts (including incidents like package thefts and thefts from vehicles), with a 14% reduction (1076 in 2022 compared with 1258 in 2021).

Gun Arrests

The chart below captures the number of gun arrests made by our agency in 2022, along with comparisons with year-end totals for the past five years. Over the course of this past year, the number of gun arrests our department made – defined here as an incident in which an individual is arrested on gun charges – has again surpassed many previous years:

	2017	2018	2019	2020	2021	2022
Total Gun Arrests	210	164	171	307	293	295
Juvenile Gun Arrests	27	14	20	53	45	45

It should be noted that while there were 295 gun arrests, there were only 291 defendants. This is a result of 4 individuals being arrested, by our agency alone, more than once on gun charges in 2022.



By the Numbers

Snapshot of key metrics capturing service to our community in 2022

Over the past several years, our department has adopted new technology and has begun to better leverage data to guide operational decisions and the allocation of resources, whether related to crime trends or general management. Below, we include preliminary year-end metrics – with comparisons dating back to 2017 – capturing various aspects of our service to the City of Wilmington.

Calls for Service and Community Engagement

This captures the total number of calls for service logged each year, from 2017 through the end of 2022. The second row indicates the combined number of directed patrols (foot patrols) logged by officers and community meetings attended by sworn members of the Wilmington Police Department. It should be noted that Covid-19 restrictions has continued to reduce the number of in-person community group meetings.

	2017	2018	2019	2020	2021	2022
Calls for Service	123,446	120,494	114,956	105,709	96,098	89,781
Foot Patrols, Community Meetings	25,638	29,441	25,080	25,737	23,694	18,310

Clearance Rate for Murder Investigations

Each year, the WPD Criminal Investigations Division records the clearance rate for murder investigations, which is calculated in keeping with the Federal Bureau of Investigation’s Uniform Crime Reporting program and in the same manner as agencies across the country. This rate has generally transcended national averages, particularly as our department has embraced evidence-based crime reduction strategies; adopted new technology; and transformed our approach to law enforcement to ensure that each officer serves as a community policing officer.

	2017	2018	2019	2020	2021	2022
Clearance Rate for Murder investigations	41%	62%	67%	40%	59%	65%

Victim Services Unit and Youth Response Unit outreach

The WPD Victim Services Unit and Youth Response Unit are teams comprised of civilians who work with victims of violent crime. They provide a wide range of services, including support, crisis counseling and the provision of information and referrals. Victim services professionals respond to

crime scenes around the clock, and help victims navigate the criminal justice system. Services are also available for victims of domestic violence, and for Spanish-speaking victims. The WPD Youth Response Unit is a partnership between the Wilmington Police Department, the Delaware Division of Prevention and Behavioral Health Services and A Seed of Hope Counseling. Clinicians on this team work with children and their families to provide free, voluntary trauma assessment and short-term counseling services for those who are victims of, or witnesses to, a traumatic event. The below statistics capture the service provided by these two teams.

	2017	2018	2019	2020	2021	2022
Victim Services – Victim calls	2,180	1,767	1,839	2,070	2,508	2,192
Victim Services – Office/Home/Field Visits	477	357	343	243	318	269
Victim Services – Call-outs and after-hours requests for support	81	63	86	61	73	52
Victim Services – Victim Compensation Applications	230	144	220	236	293	153
Youth Response – Carryover Clients	<i>The Youth Response Unit was established under the Victim Services Unit in 2018</i>	41	66	70	119	98
Youth Response – New Clients		44	67	32	75	46
Youth Response – Total Referrals		194	167	158	274	179

Citizen complaints

The chart below captures the total number of citizen complaints received by our department over the past five years. The WPD Office of Professional Standards [publicly releases an annual report on our website](#) that provides greater detail about citizen complaints that are received, as well as administrative complaints and reviews that are conducted internally, along with final dispositions.

	2017	2018	2019	2020	2021	2022
Citizen Complaints Received (Year-End)	77	50	33	20	50	33

Recruitment Snapshot

WPD continues its efforts to recruit police officers, increase diversity

Throughout the past year, the WPD Human Resources Division – under the leadership of Inspector Charles Emory, Inspector Cecilia Ashe and Captain Anthony Bowers – has worked diligently to recruit future police officers for Delaware’s largest



city. A core component of their work remains seeking to attract diverse candidates interested in a career in law enforcement, in the hopes of continuing to increase the diversity of the agency and its reflectiveness of the community we serve.

These efforts, and accomplishments, include:

- Completing the 101st Police Academy hiring, selection and training processes
 - Our newest 13 police officers graduated in August
 - This class is the most diverse since at least 2013, with 75% of its members being minority recruits, including six Black males and two Black females, one Hispanic male and one male with two or more racial and ethnic backgrounds. That diversity percentage nears 85% if you include the white female recruit, who also represents a minority in policing
- Continuing to conduct outreach through our Human Resources Division and our recruitment teams through attending career fairs and events at schools in Delaware and throughout the region; participating in recruitment events with Historically Black Colleges and Universities, including Delaware State University, Lincoln University and others; and partnering with community leaders, the faith community, social organizations and businesses to get the word out about future job opportunities with the Wilmington Police Department

You can [visit our website](#) to learn more about our recruitment efforts, and to review our quarterly recruitment reports presented to the Wilmington City Council and made available for public review online. You can also view [a recruitment video produced by WITN-22 highlighting the department’s application process](#), which highlights more than 20 members of our department.

Looking Forward: Objectives for 2023



Following challenging years for Wilmington and communities throughout Delaware and across the country in 2020 and 2021, the past year has seen the welcomed return to more in-person gatherings and activities, and the expansion of community engagement initiatives involving our police officers.

In 2023, we look forward to continuing to build on our community engagement initiatives – including the expansion of our Community Resource Fair series and the continuation of our weekly Community

Outreach Walks. We also hope to build on programs like Cops and Kids After School, and our successful and popular Youth Police Academy.

We also look forward to continuing our efforts to address illegal firearm possession and gun violence in Wilmington. We have seen the powerful results of our enhanced GunStat initiative, and look forward to our ongoing collaborations and partnerships with our partner law enforcement agencies, the United States Attorney’s Office and the Delaware Department of Justice. Our collective efforts, and our outreach to other components of the criminal justice system, have resulted in stiffer penalties for those who carry guns illegally in our community, and we look forward to continuing to work to ensure the message is made clear – illegal firearm possession will not be tolerated in Wilmington.

We have also seen the sustained reductions in crime that have resulted from our proven, evidence-based crime strategies, and hope to see continued success in the year to come.



Appendix:
2022 Year-End CompStat Report



Michael S. Purzycki
Mayor

Wilmington Police Department



Robert J. Tracy
Chief

Volume 6

Citywide

CompStat

Calendar End of Year

CRIME COMPLAINTS

	LAST 7 DAYS			LAST 28 DAYS			YEAR TO DATE			2 YR	3 YR	4 YR	5 YR	6 YR
	2022	2021	%CHG	2022	2021	%CHG	2022	2021	%CHG	%CHG	%CHG	%CHG	%CHG	%CHG
Murder	0	0	*	0	1	-100%	17	40	-58%	-47%	-26%	-23%	-51%	-37%
Rape	0	0	*	0	0	*	6	5	20%	-33%	-57%	-57%	-81%	-83%
Robbery	1	2	-50%	15	17	-12%	174	218	-20%	-39%	-45%	-49%	-53%	-60%
Agg. Assault	10	3	233%	30	22	36%	401	468	-14%	-13%	-8%	-13%	-11%	-20%
Burglary	6	11	-45%	25	34	-26%	393	470	-16%	-27%	-31%	-25%	-41%	-51%
Felony Theft	0	6	-100%	20	23	-13%	341	365	-7%	34%	21%	11%	0%	3%
Auto Theft	5	6	-17%	26	35	-26%	361	412	-12%	-8%	-14%	-9%	-7%	-23%
TOTAL	22	28	-21%	116	132	-12%	1693	1978	-14%	-14%	-18%	-18%	-26%	-35%
Shooting Incidents	1	1	0%	3	5	-40%	83	118	-30%	-39%	-7%	15%	-50%	-34%
Shooting Victims	1	2	-50%	3	6	-50%	106	149	-29%	-37%	-5%	34%	-45%	-24%
*Juv Shooting Incidents	0	0	*	0	1	-100%	18	16	13%	-42%	-5%	125%	0%	-25%
*Juv Shooting Victims	0	0	*	0	1	-100%	23	18	28%	-36%	10%	188%	21%	-15%
Theft (Misdemeanor)	14	13	8%	59	76	-22%	1076	1258	-14%	-20%	-40%	-43%	-46%	-42%

The above CompStat figures are posted on Monday, two weeks after closing date.

CompStat figures are preliminary and are subject to change through the course of further analysis and review. Crime statistics reflect Delaware Criminal Codes and differ from the crime categories of the FBI Uniform Crime Reporting Program.

* All figures shown in **Juvenile Shooting Incidents** and **Juvenile Shooting Victims** are included in the **Shooting Incidents** and **Shooting Victims**.

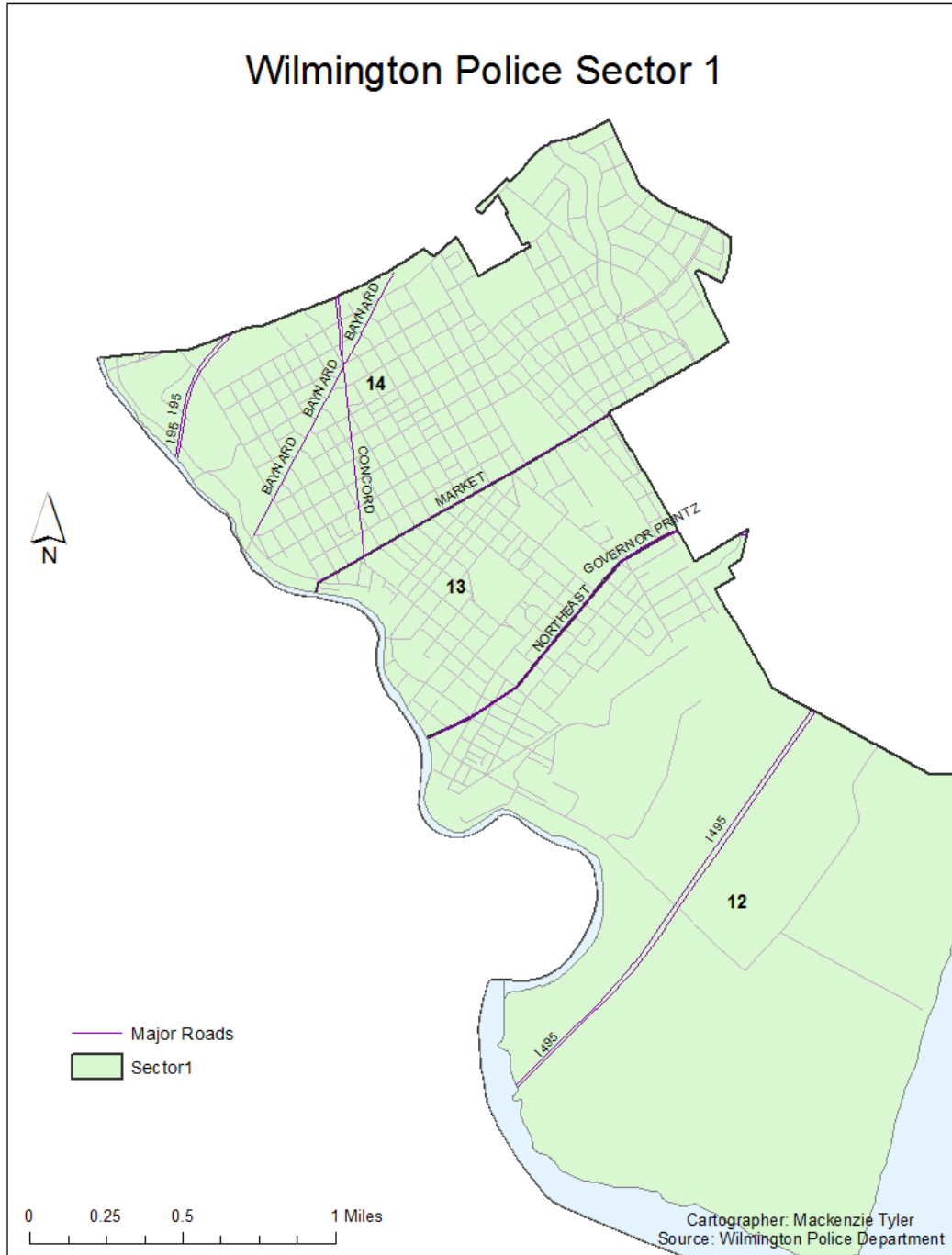


Michael S. Purzycki
Mayor

Wilmington Police Department



Robert J. Tracy
Chief



The above CompStat figures are posted on Monday, two weeks after closing date.

CompStat figures are preliminary and are subject to change through the course of further analysis and review. Crime statistics reflect Delaware Criminal Codes and differ from the crime categories of the FBI Uniform Crime Reporting Program.



Michael S. Purzycki
Mayor

Wilmington Police Department



Robert J. Tracy
Chief

Volume 6

Sector 1

CompStat

Calendar End of Year

CRIME COMPLAINTS

	LAST 7 DAYS			LAST 28 DAYS			YEAR TO DATE			2 YR	3 YR	4 YR	5 YR	6 YR
	2022	2021	%CHG	2022	2021	%CHG	2022	2021	%CHG	%CHG	%CHG	%CHG	%CHG	%CHG
Murder	0	0	*	0	1	-100%	5	18	-72%	-50%	-55%	-50%	-50%	-44%
Rape	0	0	*	0	0	*	1	2	-50%	-80%	25%	-80%	-83%	-94%
Robbery	1	0	*	4	4	0%	42	63	-33%	-46%	-52%	-59%	-54%	-67%
Agg. Assault	3	1	200%	8	7	14%	104	131	-21%	-37%	-35%	-32%	-19%	-36%
Burglary	2	6	-67%	6	14	-57%	116	117	-1%	-26%	-26%	-34%	-35%	-51%
Felony Theft	0	0	*	3	4	-25%	84	102	-18%	25%	-12%	1%	-3%	-14%
Auto Theft	1	3	-67%	8	17	-53%	128	137	-7%	2%	-14%	-15%	-6%	-14%
TOTAL	7	10	-30%	29	47	-38%	480	570	-16%	-21%	-28%	-30%	-25%	-40%
Shooting Incidents	1	0	*	1	1	0%	34	40	-15%	-35%	-17%	0%	-47%	-26%
Shooting Victims	1	0	*	1	1	0%	46	48	-4%	-29%	-13%	28%	-38%	-15%
*Juv Shooting Incidents	0	0	*	0	0	*	7	6	17%	-13%	-50%	40%	17%	-22%
*Juv Shooting Victims	0	0	*	0	0	*	8	7	14%	-11%	-50%	60%	14%	-20%
Theft (Misdemeanor)	3	7	-57%	14	25	-44%	275	303	-9%	-14%	-19%	-43%	-44%	-42%

The above CompStat figures are posted on Monday, two weeks after closing date.

CompStat figures are preliminary and are subject to change through the course of further analysis and review. Crime statistics reflect Delaware Criminal Codes and differ from the crime categories of the FBI Uniform Crime Reporting Program.

* All figures shown in **Juvenile Shooting Incidents** and **Juvenile Shooting Victims** are included in the **Shooting Incidents** and **Shooting Victims**.

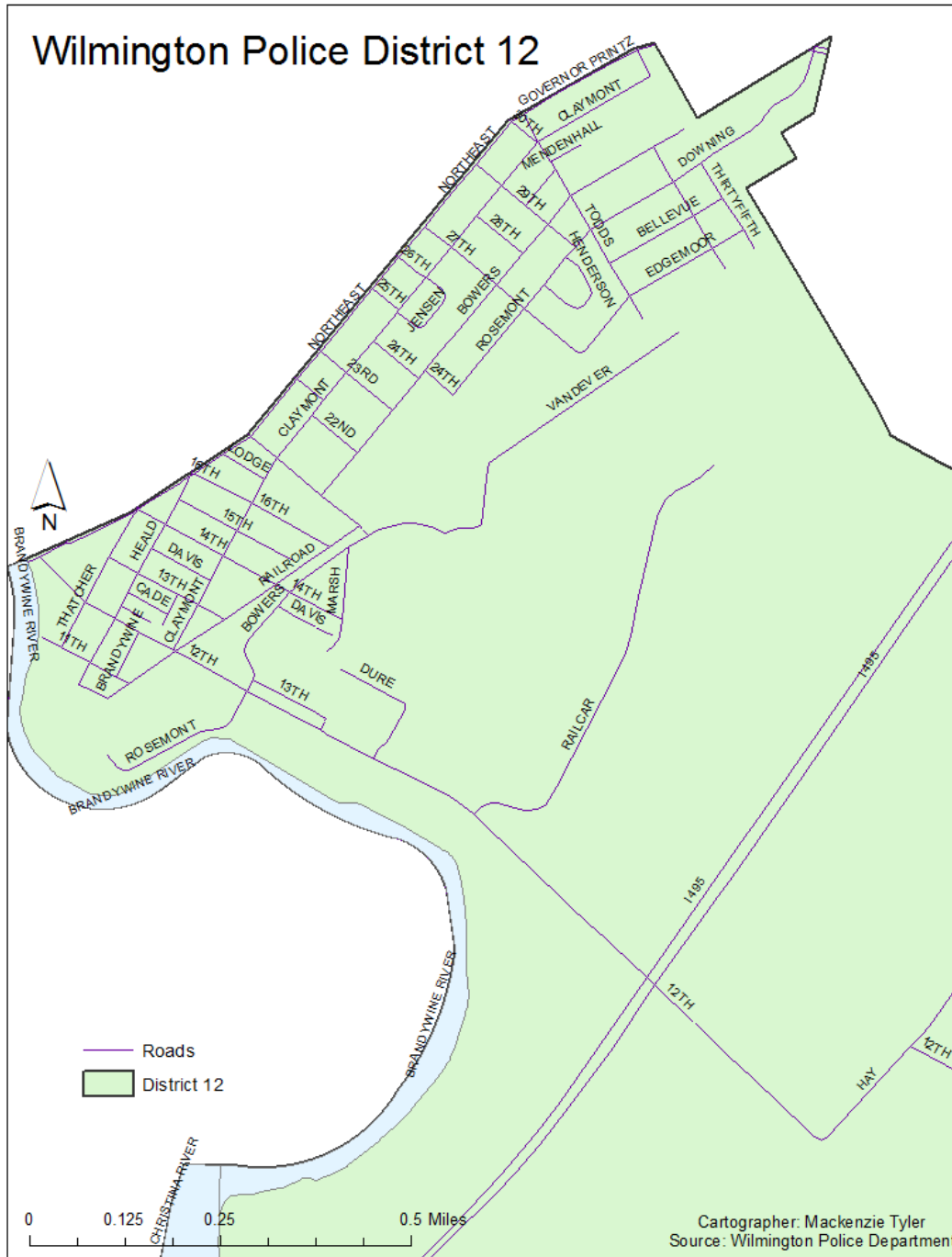


Michael S. Purzycki
Mayor

Wilmington Police Department



Robert J. Tracy
Chief



The above CompStat figures are posted on Monday, two weeks after closing date.

CompStat figures are preliminary and are subject to change through the course of further analysis and review. Crime statistics reflect Delaware Criminal Codes and differ from the crime categories of the FBI Uniform Crime Reporting Program.



Michael S. Purzycki
Mayor

Wilmington Police Department



Robert J. Tracy
Chief

Volume 6

District 12

CompStat

Calendar End of Year

CRIME COMPLAINTS

	LAST 7 DAYS			LAST 28 DAYS			YEAR TO DATE			2 YR	3 YR	4 YR	5 YR	6 YR
	2022	2021	%CHG	2022	2021	%CHG	2022	2021	%CHG	%CHG	%CHG	%CHG	%CHG	%CHG
Murder	0	0	*	0	0	*	1	3	-67%	0%	0%	0%	-50%	0%
Rape	0	0	*	0	0	*	0	0	*	*	-100%	-100%	-100%	-100%
Robbery	0	0	*	0	0	*	0	12	-100%	-100%	-100%	-100%	-100%	-100%
Agg. Assault	0	0	*	0	0	*	7	17	-59%	-73%	-76%	-70%	-65%	-65%
Burglary	0	1	-100%	0	2	-100%	16	16	0%	-20%	-20%	-11%	-20%	-24%
Felony Theft	0	0	*	0	1	-100%	16	13	23%	220%	23%	45%	45%	300%
Auto Theft	1	0	*	3	2	50%	22	24	-8%	69%	29%	-4%	16%	29%
TOTAL	1	1	0%	3	5	-40%	62	85	-27%	-15%	-38%	-32%	-29%	-30%
Shooting Incidents	0	0	*	0	0	*	2	8	-75%	-67%	-50%	-50%	-75%	-60%
Shooting Victims	0	0	*	0	0	*	4	8	-50%	-56%	-33%	0%	-67%	-20%
*Juv Shooting Incidents	0	0	*	0	0	*	0	0	*	-100%	-100%	*	-100%	*
*Juv Shooting Victims	0	0	*	0	0	*	0	0	*	-100%	-100%	*	-100%	*
Theft (Misdemeanor)	0	2	-100%	1	2	-50%	54	42	29%	15%	-17%	-5%	-38%	2%

The above CompStat figures are posted on Monday, two weeks after closing date.

CompStat figures are preliminary and are subject to change through the course of further analysis and review. Crime statistics reflect Delaware Criminal Codes and differ from the crime categories of the FBI Uniform Crime Reporting Program.

* All figures shown in **Juvenile Shooting Incidents** and **Juvenile Shooting Victims** are included in the **Shooting Incidents** and **Shooting Victims**.




Michael S. Purzycki
Mayor

Wilmington Police Department



Robert J. Tracy
Chief

Wilmington Police District 13



The above CompStat figures are posted on Monday, two weeks after closing date.

CompStat figures are preliminary and are subject to change through the course of further analysis and review. Crime statistics reflect Delaware Criminal Codes and differ from the crime categories of the FBI Uniform Crime Reporting Program.



Michael S. Purzycki
Mayor

Wilmington Police Department



Robert J. Tracy
Chief

Volume 6

District 13

CompStat

Calendar End of Year

CRIME COMPLAINTS

	LAST 7 DAYS			LAST 28 DAYS			YEAR TO DATE			2 YR	3 YR	4 YR	5 YR	6 YR
	2022	2021	%CHG	2022	2021	%CHG	2022	2021	%CHG	%CHG	%CHG	%CHG	%CHG	%CHG
Murder	0	0	*	0	1	-100%	2	5	-60%	-78%	-67%	-75%	-33%	-50%
Rape	0	0	*	0	0	*	1	0	*	0%	0%	0%	-75%	-75%
Robbery	0	0	*	2	2	0%	17	19	-11%	-37%	-45%	-55%	-53%	-69%
Agg. Assault	2	1	100%	4	3	33%	41	46	-11%	-27%	-11%	-41%	-27%	-27%
Burglary	1	2	-50%	2	5	-60%	43	47	-9%	-23%	-12%	-42%	-27%	-46%
Felony Theft	0	0	*	1	1	0%	17	32	-47%	-19%	-29%	0%	-39%	-48%
Auto Theft	0	2	-100%	0	2	-100%	40	45	-11%	14%	0%	-11%	8%	-11%
TOTAL	3	5	-40%	9	14	-36%	161	194	-17%	-21%	-18%	-36%	-28%	-42%
Shooting Incidents	1	0	*	1	1	0%	20	13	54%	-20%	5%	0%	-29%	54%
Shooting Victims	1	0	*	1	1	0%	23	18	28%	-28%	10%	5%	-26%	64%
*Juv Shooting Incidents	0	0	*	0	0	*	2	1	100%	100%	0%	-33%	0%	100%
*Juv Shooting Victims	0	0	*	0	0	*	3	1	200%	200%	50%	0%	0%	200%
Theft (Misdemeanor)	1	2	-50%	8	4	100%	69	86	-20%	-9%	-30%	-53%	-49%	-52%

The above CompStat figures are posted on Monday, two weeks after closing date.

CompStat figures are preliminary and are subject to change through the course of further analysis and review. Crime statistics reflect Delaware Criminal Codes and differ from the crime categories of the FBI Uniform Crime Reporting Program.

* All figures shown in **Juvenile Shooting Incidents** and **Juvenile Shooting Victims** are included in the **Shooting Incidents** and **Shooting Victims**.




Michael S. Purzycki
Mavor

Wilmington Police Department



Robert J. Tracy
Chief

Wilmington Police District 14



The above CompStat figures are posted on Monday, two weeks after closing date.

CompStat figures are preliminary and are subject to change through the course of further analysis and review. Crime statistics reflect Delaware Criminal Codes and differ from the crime categories of the FBI Uniform Crime Reporting Program.



Michael S. Purzycki
Mayor

Wilmington Police Department



Robert J. Tracy
Chief

Volume 6

District 14

CompStat

Calendar End of Year

CRIME COMPLAINTS

	LAST 7 DAYS			LAST 28 DAYS			YEAR TO DATE			2 YR	3 YR	4 YR	5 YR	6 YR
	2022	2021	%CHG	2022	2021	%CHG	2022	2021	%CHG	%CHG	%CHG	%CHG	%CHG	%CHG
Murder	0	0	*	0	0	*	2	10	-80%	*	-50%	100%	-60%	-50%
Rape	0	0	*	0	0	*	0	2	-100%	-100%	-100%	-100%	*	-100%
Robbery	1	0	*	2	2	0%	25	32	-22%	-42%	-34%	-52%	-42%	-53%
Agg. Assault	1	0	*	4	4	0%	56	68	-18%	-33%	-34%	-8%	6%	-35%
Burglary	1	3	-67%	4	7	-43%	57	54	6%	-30%	-34%	-33%	-42%	-58%
Felony Theft	0	0	*	2	2	0%	51	57	-11%	24%	-12%	-7%	6%	-16%
Auto Theft	0	1	-100%	5	13	-62%	66	68	-3%	-14%	-28%	-20%	-18%	-23%
TOTAL	3	4	-25%	17	28	-39%	257	291	-12%	-22%	-30%	-24%	-22%	-41%
Shooting Incidents	0	0	*	0	0	*	12	19	-37%	-43%	-33%	20%	-57%	-57%
Shooting Victims	0	0	*	0	0	*	19	22	-14%	-21%	-27%	90%	-39%	-46%
*Juv Shooting Incidents	0	0	*	0	0	*	5	5	0%	-17%	-55%	150%	150%	-38%
*Juv Shooting Victims	0	0	*	0	0	*	5	6	-17%	-17%	-62%	150%	150%	-44%
Theft (Misdemeanor)	2	3	-33%	5	19	-74%	152	175	-13%	-23%	-15%	-45%	-43%	-46%

The above CompStat figures are posted on Monday, two weeks after closing date.

CompStat figures are preliminary and are subject to change through the course of further analysis and review. Crime statistics reflect Delaware Criminal Codes and differ from the crime categories of the FBI Uniform Crime Reporting Program.

* All figures shown in **Juvenile Shooting Incidents** and **Juvenile Shooting Victims** are included in the **Shooting Incidents** and **Shooting Victims**.



Michael S. Purzycki
Mayor

Wilmington Police Department



Robert J. Tracy
Chief



The above CompStat figures are posted on Monday, two weeks after closing date.

CompStat figures are preliminary and are subject to change through the course of further analysis and review. Crime statistics reflect Delaware Criminal Codes and differ from the crime categories of the FBI Uniform Crime Reporting Program.



Michael S. Purzycki
Mayor

Wilmington Police Department



Robert J. Tracy
Chief

Volume 6

Sector 2

CompStat

Calendar End of Year

CRIME COMPLAINTS

	LAST 7 DAYS			LAST 28 DAYS			YEAR TO DATE			2 YR	3 YR	4 YR	5 YR	6 YR
	2022	2021	%CHG	2022	2021	%CHG	2022	2021	%CHG	%CHG	%CHG	%CHG	%CHG	%CHG
Murder	0	0	*	0	0	*	7	12	-42%	-46%	40%	17%	-36%	-22%
Rape	0	0	*	0	0	*	3	1	200%	0%	-50%	-40%	-79%	-70%
Robbery	0	1	-100%	5	5	0%	76	72	6%	-26%	-32%	-42%	-46%	-53%
Agg. Assault	5	1	400%	11	10	10%	168	180	-7%	2%	9%	6%	-7%	-11%
Burglary	1	1	0%	6	8	-25%	127	168	-24%	-24%	-22%	-4%	-44%	-45%
Felony Theft	0	0	*	9	5	80%	127	112	13%	41%	37%	6%	10%	48%
Auto Theft	2	0	*	7	6	17%	100	110	-9%	-16%	-15%	2%	-6%	-22%
TOTAL	8	3	167%	38	34	12%	608	655	-7%	-8%	-6%	-7%	-24%	-25%
Shooting Incidents	0	1	-100%	1	3	-67%	30	51	-41%	-42%	3%	67%	-42%	-27%
Shooting Victims	0	2	-100%	1	4	-75%	37	71	-48%	-41%	-3%	76%	-38%	-12%
*Juv Shooting Incidents	0	0	*	0	1	-100%	6	8	-25%	-60%	200%	*	-25%	-25%
*Juv Shooting Victims	0	0	*	0	1	-100%	8	9	-11%	-58%	300%	*	0%	0%
Theft (Misdemeanor)	6	2	200%	20	12	67%	388	414	-6%	-6%	-37%	-44%	-41%	-36%

The above CompStat figures are posted on Monday, two weeks after closing date.

CompStat figures are preliminary and are subject to change through the course of further analysis and review. Crime statistics reflect Delaware Criminal Codes and differ from the crime categories of the FBI Uniform Crime Reporting Program.

* All figures shown in **Juvenile Shooting Incidents** and **Juvenile Shooting Victims** are included in the **Shooting Incidents** and **Shooting Victims**.



Michael S. Purzycki
Mayor

Wilmington Police Department



Robert J. Tracy
Chief

Volume 6

District 10

CompStat

Calendar End of Year

CRIME COMPLAINTS

	LAST 7 DAYS			LAST 28 DAYS			YEAR TO DATE			2 YR	3 YR	4 YR	5 YR	6 YR
	2022	2021	%CHG	2022	2021	%CHG	2022	2021	%CHG	%CHG	%CHG	%CHG	%CHG	%CHG
Murder	0	0	*	0	0	*	1	2	-50%	*	*	*	*	*
Rape	0	0	*	0	0	*	1	0	*	*	*	-67%	0%	
Robbery	0	0	*	0	0	*	11	8	38%	0%	-21%	-42%	-15%	-35%
Agg. Assault	0	1	-100%	0	2	-100%	13	28	-54%	-19%	-28%	18%	-32%	8%
Burglary	0	0	*	1	1	0%	10	18	-44%	-52%	-63%	-52%	-71%	-74%
Felony Theft	0	0	*	0	0	*	21	18	17%	250%	133%	200%	200%	50%
Auto Theft	0	0	*	0	1	-100%	16	14	14%	-24%	-16%	60%	100%	-6%
TOTAL	0	1	-100%	1	4	-75%	73	88	-17%	-3%	-16%	7%	-13%	-26%
Shooting Incidents	0	1	-100%	0	1	-100%	3	8	-63%	-25%	50%	*	-67%	*
Shooting Victims	0	2	-100%	0	2	-100%	3	13	-77%	-25%	50%	*	-67%	*
*Juv Shooting Incidents	0	0	*	0	0	*	1	1	0%	0%	*	*	0%	*
*Juv Shooting Victims	0	0	*	0	0	*	1	1	0%	0%	*	*	0%	*
Theft (Misdemeanor)	1	0	*	3	2	50%	56	56	0%	4%	-35%	-36%	-32%	-38%

The above CompStat figures are posted on Monday, two weeks after closing date.

CompStat figures are preliminary and are subject to change through the course of further analysis and review. Crime statistics reflect Delaware Criminal Codes and differ from the crime categories of the FBI Uniform Crime Reporting Program.

* All figures shown in **Juvenile Shooting Incidents** and **Juvenile Shooting Victims** are included in the **Shooting Incidents** and **Shooting Victims**.



Michael S. Purzycki
Mayor

Wilmington Police Department



Robert J. Tracy
Chief



The above CompStat figures are posted on Monday, two weeks after closing date.

CompStat figures are preliminary and are subject to change through the course of further analysis and review. Crime statistics reflect Delaware Criminal Codes and differ from the crime categories of the FBI Uniform Crime Reporting Program.



Michael S. Purzycki
Mayor

Wilmington Police Department



Robert J. Tracy
Chief

Volume 6

District 11

CompStat

Calendar End of Year

CRIME COMPLAINTS

	LAST 7 DAYS			LAST 28 DAYS			YEAR TO DATE			2 YR	3 YR	4 YR	5 YR	6 YR
	2022	2021	%CHG	2022	2021	%CHG	2022	2021	%CHG	%CHG	%CHG	%CHG	%CHG	%CHG
Murder	0	0	*	0	0	*	2	6	-67%	-75%	0%	-33%	-60%	-71%
Rape	0	0	*	0	0	*	2	0	*	*	-33%	-33%	-71%	-50%
Robbery	0	0	*	0	2	-100%	20	27	-26%	-43%	-58%	-53%	-57%	-67%
Agg. Assault	3	0	*	5	4	25%	76	67	13%	3%	27%	12%	-3%	-18%
Burglary	1	1	0%	3	4	-25%	53	61	-13%	-34%	-20%	-2%	-50%	-45%
Felony Theft	0	0	*	3	2	50%	46	36	28%	24%	59%	-2%	0%	119%
Auto Theft	2	0	*	5	3	67%	41	35	17%	-11%	-7%	3%	-23%	-11%
TOTAL	6	1	500%	16	15	7%	240	232	3%	-14%	-5%	-7%	-30%	-27%
Shooting Incidents	0	0	*	1	2	-50%	11	20	-45%	-56%	-8%	38%	-45%	-56%
Shooting Victims	0	0	*	1	2	-50%	15	29	-48%	-55%	-17%	50%	-32%	-40%
*Juv Shooting Incidents	0	0	*	0	1	-100%	3	4	-25%	-67%	200%	*	-50%	-40%
*Juv Shooting Victims	0	0	*	0	1	-100%	5	4	25%	-62%	400%	*	-17%	0%
Theft (Misdemeanor)	2	1	100%	6	3	100%	114	105	9%	-2%	-38%	-46%	-45%	-38%

The above CompStat figures are posted on Monday, two weeks after closing date.

CompStat figures are preliminary and are subject to change through the course of further analysis and review. Crime statistics reflect Delaware Criminal Codes and differ from the crime categories of the FBI Uniform Crime Reporting Program.

* All figures shown in **Juvenile Shooting Incidents** and **Juvenile Shooting Victims** are included in the **Shooting Incidents** and **Shooting Victims**.

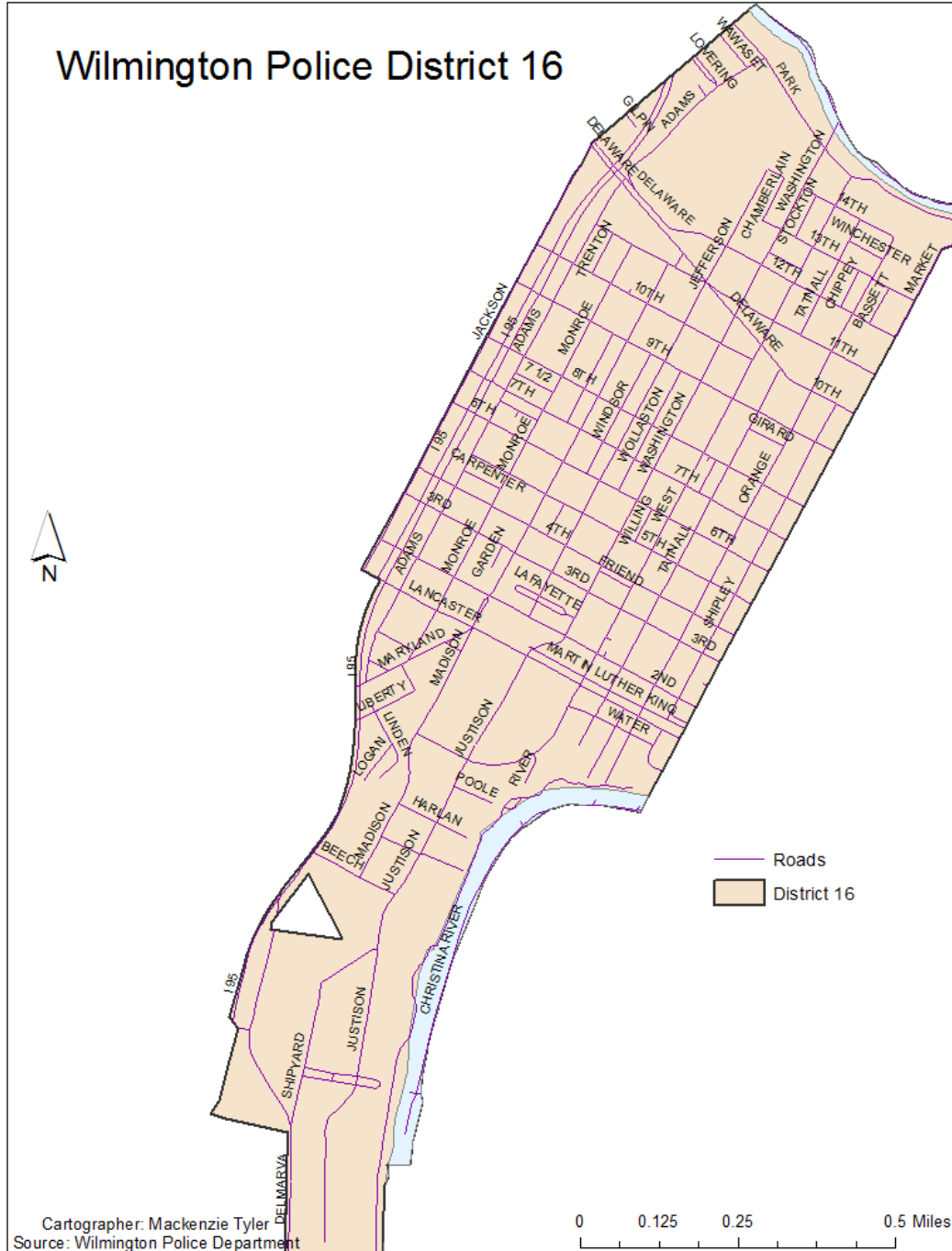


Michael S. Purzycki
Mayor

Wilmington Police Department



Robert J. Tracy
Chief



The above CompStat figures are posted on Monday, two weeks after closing date.

CompStat figures are preliminary and are subject to change through the course of further analysis and review. Crime statistics reflect Delaware Criminal Codes and differ from the crime categories of the FBI Uniform Crime Reporting Program.



Michael S. Purzycki
Mayor

Wilmington Police Department



Robert J. Tracy
Chief

Volume 6

District 16

CompStat

Calendar End of Year

CRIME COMPLAINTS

	LAST 7 DAYS			LAST 28 DAYS			YEAR TO DATE			2 YR	3 YR	4 YR	5 YR	6 YR
	2022	2021	%CHG	2022	2021	%CHG	2022	2021	%CHG	%CHG	%CHG	%CHG	%CHG	%CHG
Murder	0	0	*	0	0	*	4	4	0%	-20%	33%	33%	-33%	100%
Rape	0	0	*	0	0	*	0	1	-100%	-100%	-100%	-100%	-100%	-100%
Robbery	0	1	-100%	5	3	67%	45	37	22%	-21%	-8%	-36%	-46%	-46%
Agg. Assault	2	0	*	6	4	50%	79	85	-7%	7%	4%	-1%	-5%	-5%
Burglary	0	0	*	2	3	-33%	64	89	-28%	-3%	-7%	12%	-26%	-35%
Felony Theft	0	0	*	6	3	100%	60	58	3%	28%	9%	-9%	-3%	18%
Auto Theft	0	0	*	2	2	0%	43	61	-30%	-17%	-20%	-10%	-4%	-34%
TOTAL	2	1	100%	21	15	40%	295	335	-12%	-3%	-5%	-10%	-20%	-24%
Shooting Incidents	0	0	*	0	0	*	16	23	-30%	-30%	7%	60%	-30%	0%
Shooting Victims	0	0	*	0	0	*	19	29	-34%	-27%	6%	73%	-34%	12%
*Juv Shooting Incidents	0	0	*	0	0	*	2	3	-33%	-60%	100%	*	100%	-33%
*Juv Shooting Victims	0	0	*	0	0	*	2	4	-50%	-60%	100%	*	100%	-33%
Theft (Misdemeanor)	3	1	200%	11	7	57%	218	253	-14%	-10%	-37%	-44%	-41%	-34%

The above CompStat figures are posted on Monday, two weeks after closing date.

CompStat figures are preliminary and are subject to change through the course of further analysis and review. Crime statistics reflect Delaware Criminal Codes and differ from the crime categories of the FBI Uniform Crime Reporting Program.

* All figures shown in **Juvenile Shooting Incidents** and **Juvenile Shooting Victims** are included in the **Shooting Incidents** and **Shooting Victims**.

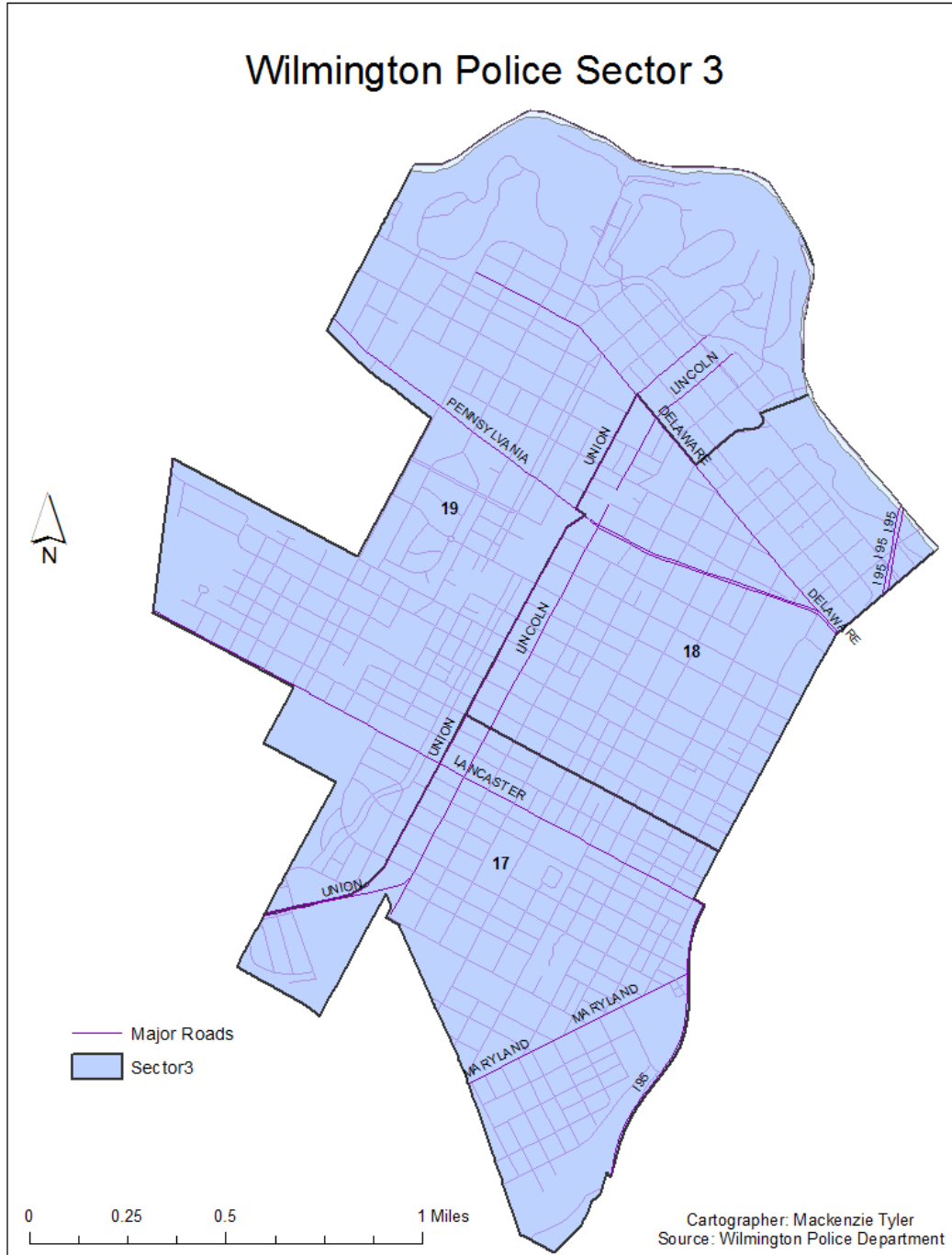


Michael S. Purzycki
Mayor

Wilmington Police Department



Robert J. Tracy
Chief



The above CompStat figures are posted on Monday, two weeks after closing date.

CompStat figures are preliminary and are subject to change through the course of further analysis and review. Crime statistics reflect Delaware Criminal Codes and differ from the crime categories of the FBI Uniform Crime Reporting Program.



Michael S. Purzycki
Mayor

Wilmington Police Department



Robert J. Tracy
Chief

Volume 6

Sector 3

CompStat

Calendar End of Year

CRIME COMPLAINTS

	LAST 7 DAYS			LAST 28 DAYS			YEAR TO DATE			2 YR	3 YR	4 YR	5 YR	6 YR
	2022	2021	%CHG	2022	2021	%CHG	2022	2021	%CHG	%CHG	%CHG	%CHG	%CHG	%CHG
Murder	0	0	*	0	0	*	5	10	-50%	-44%	-29%	-17%	-64%	-44%
Rape	0	0	*	0	0	*	2	2	0%	100%	-50%	-50%	-83%	-78%
Robbery	0	1	-100%	6	8	-25%	56	83	-33%	-45%	-52%	-46%	-59%	-60%
Agg. Assault	2	1	100%	11	5	120%	129	157	-18%	-3%	8%	-13%	-9%	-16%
Burglary	3	4	-25%	13	12	8%	150	185	-19%	-31%	-40%	-31%	-43%	-55%
Felony Theft	0	6	-100%	8	14	-43%	130	151	-14%	33%	38%	24%	-6%	-12%
Auto Theft	2	3	-33%	11	12	-8%	133	165	-19%	-10%	-13%	-10%	-9%	-30%
TOTAL	7	15	-53%	49	51	-4%	605	753	-20%	-14%	-18%	-17%	-29%	-39%
Shooting Incidents	0	0	*	1	1	0%	19	27	-30%	-39%	0%	-5%	-61%	-50%
Shooting Victims	0	0	*	1	1	0%	23	30	-23%	-43%	10%	5%	-62%	-48%
*Juv Shooting Incidents	0	0	*	0	0	*	5	2	150%	-38%	67%	67%	25%	-29%
*Juv Shooting Victims	0	0	*	0	0	*	7	2	250%	-13%	133%	133%	75%	-22%
Theft (Misdemeanor)	5	4	25%	25	39	-36%	413	541	-24%	-32%	-50%	-44%	-51%	-47%

The above CompStat figures are posted on Monday, two weeks after closing date.

CompStat figures are preliminary and are subject to change through the course of further analysis and review. Crime statistics reflect Delaware Criminal Codes and differ from the crime categories of the FBI Uniform Crime Reporting Program.

* All figures shown in **Juvenile Shooting Incidents** and **Juvenile Shooting Victims** are included in the **Shooting Incidents** and **Shooting Victims**.

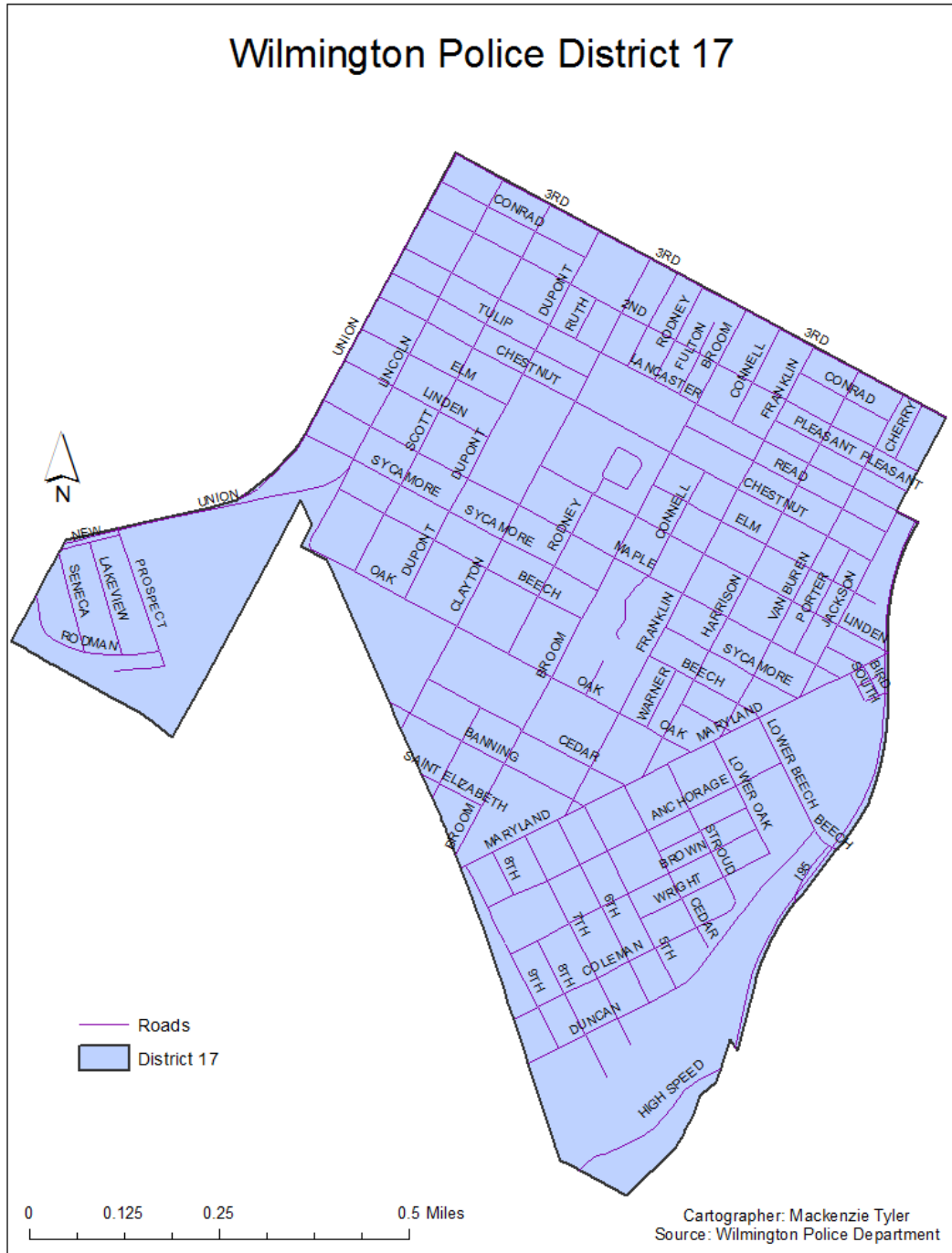


Michael S. Purzycki
Mayor

Wilmington Police Department



Robert J. Tracy
Chief



The above CompStat figures are posted on Monday, two weeks after closing date.

CompStat figures are preliminary and are subject to change through the course of further analysis and review. Crime statistics reflect Delaware Criminal Codes and differ from the crime categories of the FBI Uniform Crime Reporting Program.



Michael S. Purzycki
Mayor

Wilmington Police Department



Robert J. Tracy
Chief

Volume 6

District 17

CompStat

Calendar End of Year

CRIME COMPLAINTS

	LAST 7 DAYS			LAST 28 DAYS			YEAR TO DATE			2 YR	3 YR	4 YR	5 YR	6 YR
	2022	2021	%CHG	2022	2021	%CHG	2022	2021	%CHG	%CHG	%CHG	%CHG	%CHG	%CHG
Murder	0	0	*	0	0	*	3	7	-57%	-57%	-25%	-25%	-73%	-40%
Rape	0	0	*	0	0	*	1	2	-50%	0%	-50%	-50%	-75%	-80%
Robbery	0	1	-100%	5	5	0%	10	45	-78%	-81%	-81%	-82%	-84%	-83%
Agg. Assault	2	1	100%	7	4	75%	82	103	-20%	6%	19%	-4%	-7%	-21%
Burglary	1	2	-50%	8	6	33%	73	67	9%	-23%	-35%	-33%	-47%	-59%
Felony Theft	0	2	-100%	2	6	-67%	39	34	15%	22%	39%	30%	-22%	-25%
Auto Theft	0	2	-100%	4	6	-33%	46	79	-42%	-23%	-28%	-31%	-15%	-45%
TOTAL	3	8	-63%	26	27	-4%	254	337	-25%	-22%	-24%	-28%	-37%	-48%
Shooting Incidents	0	0	*	1	1	0%	15	21	-29%	-12%	25%	7%	-52%	-44%
Shooting Victims	0	0	*	1	1	0%	18	24	-25%	-18%	29%	13%	-54%	-45%
*Juv Shooting Incidents	0	0	*	0	0	*	5	2	150%	25%	67%	150%	400%	-29%
*Juv Shooting Victims	0	0	*	0	0	*	7	2	250%	75%	133%	250%	600%	-22%
Theft (Misdemeanor)	3	0	*	10	9	11%	131	191	-31%	-28%	-32%	-31%	-42%	-35%

The above CompStat figures are posted on Monday, two weeks after closing date.

CompStat figures are preliminary and are subject to change through the course of further analysis and review. Crime statistics reflect Delaware Criminal Codes and differ from the crime categories of the FBI Uniform Crime Reporting Program.

* All figures shown in **Juvenile Shooting Incidents** and **Juvenile Shooting Victims** are included in the **Shooting Incidents** and **Shooting Victims**.

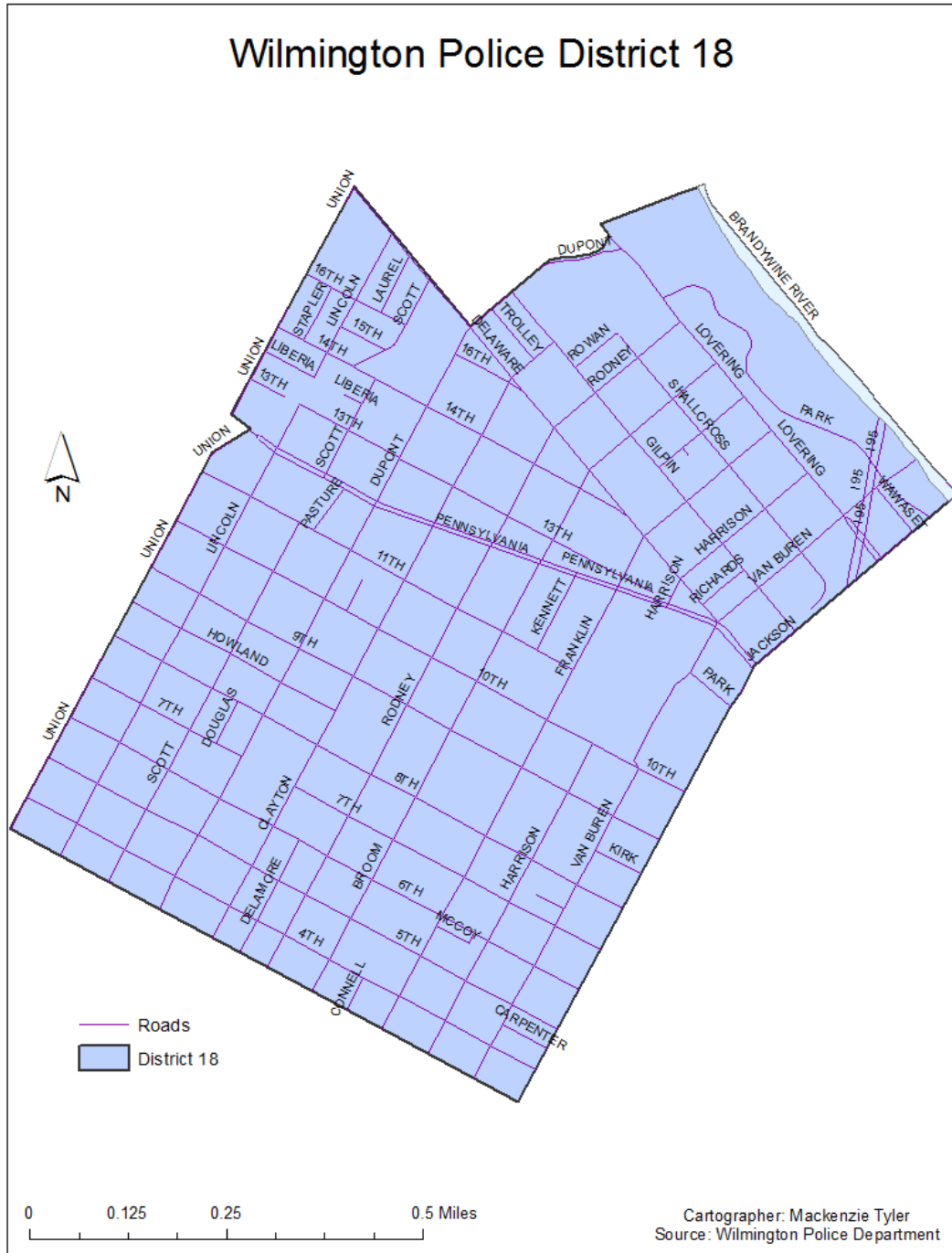


Michael S. Purzycki
Mayor

Wilmington Police Department



Robert J. Tracy
Chief



The above CompStat figures are posted on Monday, two weeks after closing date.

CompStat figures are preliminary and are subject to change through the course of further analysis and review. Crime statistics reflect Delaware Criminal Codes and differ from the crime categories of the FBI Uniform Crime Reporting Program.



Michael S. Purzycki
Mayor

Wilmington Police Department



Robert J. Tracy
Chief

Volume 6

District 18

CompStat

Calendar End of Year

CRIME COMPLAINTS

	LAST 7 DAYS			LAST 28 DAYS			YEAR TO DATE			2 YR	3 YR	4 YR	5 YR	6 YR
	2022	2021	%CHG	2022	2021	%CHG	2022	2021	%CHG	%CHG	%CHG	%CHG	%CHG	%CHG
Murder	0	0	*	0	0	*	2	3	-33%	0%	-33%	0%	-33%	-50%
Rape	0	0	*	0	0	*	1	0	*	*	-50%	0%	-83%	-75%
Robbery	0	0	*	1	1	0%	34	27	26%	-23%	-28%	0%	-28%	-35%
Agg. Assault	0	0	*	2	1	100%	37	42	-12%	-12%	-3%	-24%	-10%	-10%
Burglary	2	2	0%	5	3	67%	46	77	-40%	-43%	-45%	-34%	-47%	-52%
Felony Theft	0	3	-100%	3	5	-40%	60	69	-13%	94%	30%	46%	30%	-2%
Auto Theft	1	1	0%	5	3	67%	65	58	12%	23%	10%	16%	16%	0%
TOTAL	3	6	-50%	16	13	23%	245	276	-11%	-3%	-12%	-3%	-14%	-24%
Shooting Incidents	0	0	*	0	0	*	4	6	-33%	-67%	-33%	-20%	-76%	-64%
Shooting Victims	0	0	*	0	0	*	5	6	-17%	-69%	-17%	0%	-75%	-55%
*Juv Shooting Incidents	0	0	*	0	0	*	0	0	*	-100%	*	-100%	-100%	*
*Juv Shooting Victims	0	0	*	0	0	*	0	0	*	-100%	*	-100%	-100%	*
Theft (Misdemeanor)	1	3	-67%	10	18	-44%	173	234	-26%	-45%	-60%	-51%	-50%	-48%

The above CompStat figures are posted on Monday, two weeks after closing date.

CompStat figures are preliminary and are subject to change through the course of further analysis and review. Crime statistics reflect Delaware Criminal Codes and differ from the crime categories of the FBI Uniform Crime Reporting Program.

* All figures shown in **Juvenile Shooting Incidents** and **Juvenile Shooting Victims** are included in the **Shooting Incidents** and **Shooting Victims**.

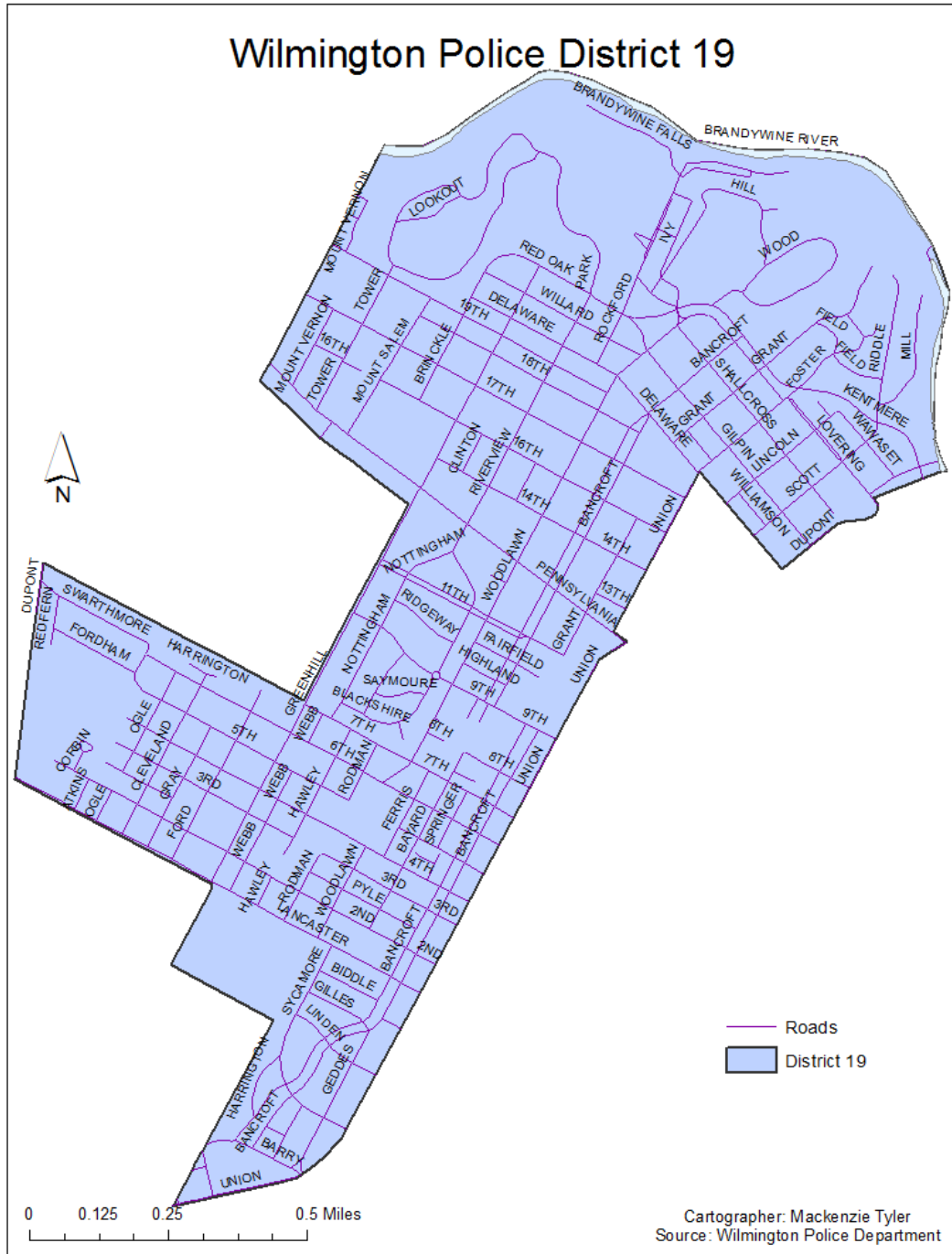


Michael S. Purzycki
Mayor

Wilmington Police Department



Robert J. Tracy
Chief



The above CompStat figures are posted on Monday, two weeks after closing date.

CompStat figures are preliminary and are subject to change through the course of further analysis and review. Crime statistics reflect Delaware Criminal Codes and differ from the crime categories of the FBI Uniform Crime Reporting Program.



Michael S. Purzycki
Mayor

Wilmington Police Department



Robert J. Tracy
Chief

Volume 6

District 19

CompStat

Calendar End of Year

CRIME COMPLAINTS

	LAST 7 DAYS			LAST 28 DAYS			YEAR TO DATE			2 YR	3 YR	4 YR	5 YR	6 YR
	2022	2021	%CHG	2022	2021	%CHG	2022	2021	%CHG	%CHG	%CHG	%CHG	%CHG	%CHG
Murder	0	0	*	0	0	*	0	0	*	*	*	*	*	*
Rape	0	0	*	0	0	*	0	0	*	*	*	-100%	-100%	*
Robbery	0	0	*	0	2	-100%	12	11	9%	140%	-20%	-8%	-59%	-57%
Agg. Assault	0	0	*	2	0	*	10	12	-17%	-29%	-23%	-29%	-23%	11%
Burglary	0	0	*	0	3	-100%	31	41	-24%	-26%	-40%	-18%	-21%	-50%
Felony Theft	0	1	-100%	3	3	0%	31	48	-35%	-11%	55%	-9%	-26%	-9%
Auto Theft	1	0	*	2	3	-33%	22	28	-21%	-35%	-27%	-12%	-39%	-49%
TOTAL	1	1	0%	7	11	-36%	106	140	-24%	-18%	-18%	-15%	-34%	-40%
Shooting Incidents	0	0	*	0	0	*	0	0	*	-100%	-100%	-100%	-100%	*
Shooting Victims	0	0	*	0	0	*	0	0	*	-100%	-100%	-100%	-100%	*
*Juv Shooting Incidents	0	0	*	0	0	*	0	0	*	-100%	*	*	-100%	*
*Juv Shooting Victims	0	0	*	0	0	*	0	0	*	-100%	*	*	-100%	*
Theft (Misdemeanor)	1	1	0%	5	12	-58%	109	116	-6%	0%	-48%	-44%	-59%	-56%

The above CompStat figures are posted on Monday, two weeks after closing date.

CompStat figures are preliminary and are subject to change through the course of further analysis and review. Crime statistics reflect Delaware Criminal Codes and differ from the crime categories of the FBI Uniform Crime Reporting Program.

* All figures shown in **Juvenile Shooting Incidents** and **Juvenile Shooting Victims** are included in the **Shooting Incidents** and **Shooting Victims**.